




GO FOR THE

Gold

MEDIA GUIDE

Quad-City Times Bix 7
Saturday, July 27, 2024





2024 Quad-City Times Bix 7 Media Guide

50th Running

Your complete guide to this year's race!

Contents

Section 1: Introduction

Section 2: Events & Awards

Section 3: Statistics & Top
Performances

Section 4: Bix 7 Elite Women

Section 5: Bix 7 Elite Men

Section 6: Bix 7 Legends

Section 7: Bix 7 History



Many people contributed to the development of the 2024 Quad-City Times Bix 7 media guide.

They are:

Cover Art: Quad-City Times Staff
Photos: Quad-City Times Staff & Lauren Brown
Bix Reporting: Don Doxsie
Media Guide Book Printing: Cedar Graphics

Special Thanks To:

Pro Elite Athlete Coordinator: John Tope
Runner's Bios: John Tope & Dan Breidinger
Media Guide Book Chair: Lauren Brown
Bix 7 Operations Director: Laura Torgerud

Bix 7 Race Director:

Michelle Juehring

1225 East River Drive, Suite 230, Davenport, Iowa
Phone: 563-322-1347, www.Bix7.com



Contents

| | |
|---------------------------|--|
| <u>Section 1 (5-7):</u> | Introduction |
| <u>Section 2 (9-25):</u> | BIX 7 Events and Special Awards |
| <u>Section 3 (26-55):</u> | Yearly Participation Weather Champions Top Performances Elite Appearances |
| <u>Section 4 (56-64):</u> | BIX 7 Elite Women |
| <u>Section 5 (65-70):</u> | BIX 7 Elite Men |
| <u>Section 6 (71-73):</u> | BIX 7 Legends |
| <u>Section 7 (74-99):</u> | BIX 7 History |



The biggest and best race yet!

2024 marks the 50th running of the Quad-City Times Bix 7. This historic out-and-back race through downtown Davenport is for runners and walkers alike. The 7-Mile course starts at the base of Brady Street Hill and is lined with live bands and cheering crowds. You will *Run with the Best* as elite athletes from around the world toe the line, including legends Bill Rodgers, Joan Benoit Samuelson, Meb Keflezighi, and Frank Shorter. Start at the Mississippi River and finish at the Midwest's biggest post-race-party. Race, walk or run, let's have fun!



Prairie Farms is once again proud to sponsor the Chrono Track[®] timing system in 2024. Your timing device is the ChronoTrack B-tag, which is attached to the back of your bib. In order to receive an accurate time, attach your bib to the front of your shirt. Do not fold or wrinkle your bib. Visit www.chronotrack.com for more information. It's the perfect combination: Blue Chip runners with Chrono Track[®] technology! Brought to you by Prairie Farms.



Quad-City Times Bix 7 Facts


Race was first held in 1975; number of entries – 84

Recognized by USA Track & Field / STATS as one of the largest non- marathon road races in America by number of registered participants

Listed annually by RUNNER'S WORLD in its Elite 25 Best Races

Named Most Community Spirited race in the United States by RUNNER'S WORLD in 1992

Course is certified by USA Track & Field in the out & back category



Broadcast on live television to an estimated audience of 40 million viewers and on the Armed Forces Network

Estimated crowds of 75,000 line the 3-1/2 mile route

4,000 race volunteers

1998 was the inaugural running of the Alcoa Jr. Bix 7. That year, 5,000 children aged 12-and-under competed

1999 was the inaugural Quick Bix

2001 was the inaugural Brady Street Sprint

2002 Hosted the first USA Track & Field National Championship

2003 was the inaugural All City Challenge and High School Relay competition. The Nancy Kapheim Memorial Trophy was introduced and awarded to the winner of the All-City Challenge.

2007 was the introduction of new age groupings & chip timing

2009 was the introduction of the D-Tag Chrono Track® timing system; hosted the second USA Track & Field National Championship; Ed Froehlich Statue added to Bix Plaza; introduction of The Greg Newell Trophy awarded to the “Fastest Male Quad-Citizen” in the Bix 7 mile

2010 hosted the third USA Track & Field National Championship

2011 was the introduction of The Eloise Caldwell Trophy awarded to the “Fastest Female Quad-Citizen” in the Bix 7 mile; Dan Hayes was instrumental in growing the Bix 7 to national prominence. In his honor a bronze statue was added to the Bix Plaza

2012 the Brady Street Sprint event is renamed “Battle up Brady”, and the Quad City Bank and Trust “Corporate Challenge” was added

2013 the Premier Buick GMC Dealers will award \$1,000 to the High School with the first Iowa or Illinois male and female high school runner to cross the Bix 7 finish line

2014 Celebrated American Pride by inviting all active duty US military to enter the Bix 7 for FREE! Bix 7 established a charity benefiting late-term hospice care for veterans.

2015 “Race for the Jackpot” was rebranded to “BEAT THE ELITE”

2016 “Battle up Brady” was rebranded to “BRADY STREET SPRINTS”

2017 hosted the fifth USA Track & Field National Championship

2019 Ed Froehlich retires after his 40-year run as race director

2020 was held virtually due to the global pandemic. 3,500 racers competed from all 50 states and seven different countries.

2022 marked the first Caesar's Sportsbook Team Challenge. Running teams from across the country raced for Bix 7 supremacy with over \$5,000 in cash prizes.

2023 was a USATF National Championship race



The Quad-City Times Bix 7 is one of the largest non-marathon prize purses in the U.S.! Thousands in cash will be awarded.

Premier Buick Dealers will present the same prize structure for both men and women in the open category. 1st = \$12,500, 2nd = \$4,000, 3rd = \$2,500, 4th = \$1,500, 5th = \$1,000, 6th = \$900, 7th = \$800, 8th = \$700, 9th = \$600 and 10th = \$500

Special awards are presented to the top 10 finishers for both men's and women's age divisions. Special awards are also presented to the top three Masters Division (40 & over) finishers for both men and women.



Age group award categories are: 15 and under, 16-19, 20-24, 25-29, 30-34, 35-39, etc., ending with the 80 and over category. Each category will be 1st through 5th place for both men and women. Age group award ceremony will be 11 a.m. at Toasted, located near the start line at 4th and Perry Streets.

The Greg Newell Trophy will be presented to the fastest male Quad-Citian. The first male Quad-Citian who crosses the Bix 7 finish line will receive the Trophy.

The Eloise Caldwell Trophy will be presented to the fastest female Quad-Citian. The first female Quad-Citian who crosses the Bix 7 finish line will receive the Trophy.

“The High School Challenge” The first Iowa or Illinois male and female high school runner to cross the Bix7 finish line will receive a \$1,000 check for their high school from Premier Buick GMC Dealers.

Premiere Buick GMC Dealers “First Responders Challenge” Which Quad City first responder team is the fastest? 6-member, co-ed teams from Fire, EMS/Medic, Sheriff and Police departments compete over the 7-mile course. Top three teams will win cash prizes for their departments. In appreciation for stepping forward at the hardest moments, race entry fees will be waived.



Bix 7 Participants Receive:

- The Official 2024 Quad-City Times Bix 7 Race Shirt
- Finishers medal
- Free Commemorative Poster
- Milestone award pins on years 2, 5, 10, 15, 20, 25, 30, 35, 40, 45, and 50
- Finisher's certificate
- Free food, beverage, and jazz music from THOTE with race bib
- Name and time printed in the Quad-City Times
- 3-month training program from Genesis Sports Medicine
- Walmart's greatest Post Race Party
- Four FREE Iowa American Bix at 6 training runs for registered participants
- Virtual race bag with special offers
- Shakeout run with the legendary Bill Rogers

The official website of the Quad-City Times Bix 7:

www.bix7.com

At www.bix7.com you can register for the Quad-City Times Bix 7, the Prairie Farms Quick Bix, and the ARCONIC Jr. Bix.

To reach the Bix Hotline call the Quad-City Times information center at (563) 383-5353 or go online at www.bix7.com.

All entries can be verified online!



2024 Bix 7 Poster

Each participant will receive a commemorative 2024 Quad-City Times Bix 7 poster, a wonderful reminder of all the fun and enjoyment of participating in the race.



The Isle Casino Hotel Bettendorf is proud to be the host hotel again for this year's Bix 7. As Iowa's largest hotel complex with over 500 comfortable rooms, we have just the room for you! Enjoy our two fitness rooms, indoor pool, hot tub and three on-site dining options.

Call 1-800-THE-ISLE to book your stay today.



Nancy Kapheim – All City Challenge

Nancy Kapheim was one of the driving forces behind the Bix 7 in its first three decades of existence. She is one of only two runners to have a Bix bib number retired in her honor.

Nancy Kapheim was the long-time President of the Cornbelt Running Club and the assistant Race Director of the Bix 7 at the time of her death, just a few days short of her 56th birthday in 2002. She was one of the founders and leading advocates of the Bix at Six training runs and a solid runner in her own right. She won the race's Women's Masters Championship in 1987.



After her death, the number 23 was retired, signifying the number of Bix 7's in which she had run.

All-City Challenge: Fastest in the QCA!

Which city runs the Bix 7 the fastest? In 2022, Davenport won the “All City Challenge.” The award is compiled by taking the 5 fastest men and women from each city. These times are divided by 10 to get the average time of all 10 runners from each city. This determines the fastest city. The Scott County Regional Authority presents the traveling “Nancy Kapheim Memorial Trophy” to the winning city’s mayor.

All City Challenge Champions:

| | |
|------|------------------|
| 2003 | Davenport, Iowa |
| 2004 | Davenport, Iowa |
| 2005 | Davenport, Iowa |
| 2006 | Bettendorf, Iowa |
| 2007 | Davenport, Iowa |
| 2008 | Davenport, Iowa |
| 2009 | Davenport, Iowa |
| 2010 | Davenport, Iowa |
| 2011 | Bettendorf, Iowa |
| 2012 | Bettendorf, Iowa |
| 2013 | Davenport, Iowa |
| 2014 | Davenport, Iowa |
| 2015 | Davenport, Iowa |
| 2016 | Bettendorf, Iowa |
| 2017 | Davenport, Iowa |
| 2018 | Davenport, Iowa |
| 2019 | Bettendorf, Iowa |
| 2021 | Bettendorf, Iowa |
| 2022 | Davenport, Iowa |
| 2023 | Bettendorf, Iowa |



Beat the Elite

An event where anyone has a chance to cross the finish line first! Our Beat the Elite athletes will be given the opportunity to race and beat the overall winner of the Quad-City Times Bix 7 road race. The person(s) selected will be given a head start, 2-3 miles, possibly more, depending on the needed handicap to make the event competitive. If the chosen runner "breaks the tape" to the finish line, he or she will win ...\$2,000!

Event Results

- 2004** Tim Delf was outkicked by winner John Korir despite a 2.4 mile head start. He ran 32:49 and lost by 13 seconds.
- 2005** Janelle Swanberg cruised to a \$3,100 jackpot, 31:41 with a 2.4 mile head start to beat Gilbert Okari by 43 seconds.
- 2006** David Ramp won \$3,200, beating race winner Lawrence Kiprotich by 12 seconds. Time of 32:01, after a 2.7 mile head start.
- 2007** Christy Lazaridis won \$3,300, beating race winner Duncan Kibet by 1:18, finishing in 30:57 with a 2.7 mile head start.
- 2008** Ben Houtikier was beaten to the finish line by 13 runners. With a 2 mile head start, he finished in 34:25.
- 2009** Ben Lloyd won \$3,500 with a time of 32:17 and a .9 mile head start. He finished 8 seconds in front of Meb Keflezighi.
- 2010** Ashley Kamba won by crossing the finish line nearly 2 ½ minutes ahead of Ryan Hall taking home \$3,600.
- 2011** Jim Irwin crossed the finish line 26 seconds before the Kenyans to take home \$3,700.
- 2012** Bob Madison was beaten by two runners, finished in 32.37. The Board & Rhythm City Casino decided to donate \$2,500 to his charity to construct a house in Haiti.
- 2013** Brock DeToye finished 1st in 31.35 ahead of Men's champion Leonard Korir of Kenya, taking home \$2,500.
- 2014** Kathy Schmitt finished 1st in 31.20, 27 seconds ahead of the winner Sean Quigley, taking home the Jackpot of \$2,500.

2015 Travis Allen never reached the finish line. With a lead he collapsed from heat exhaustion 3 blocks from the Finish Line.

2016 Nancy Van Hemert 31:32 and Corporate Runner Mark Rodgers 30:47 crossed the finish line ahead of the Elite winner Silas Kipruto. Both donated to Charity their Jackpot Prize.

2017 Joy Ripslinger won with a time of 31:06. She donated the prize to the Assumption track team and Brittany's Gifts.

2018 Bob Beardsley finished ahead of race winner Belay Tilahun with a time of 30:45. He donated the prize money.

2019 Mallory Asbe went neck to neck with winner Leonard Barsoton before needing assistance to cross the finish line.

2021 Doug Boleyn was passed by the elite pack just after making the turn from Brady Street onto 3rd Street. He finished in 33.55.

2022: Olivia Moore and Sam Russell were selected as participants in the Russell Break the Tape competition and they finished well ahead of the field to each win \$2,500.

2023: Kelly Grubbs and Nathan Windt were the first to cross the finish line, each winning \$2,500 and beating the Elite runners.



Brady Street Sprints

It's an uphill Sprint! Are you up for the Brady Street Sprints?

The race is exactly a quarter mile climb, steeply ascending up Brady Street hill. Nine races highlight the evening. Two men's and women's 'open' races (29 and under and 39 and under for each), two Masters' Races (40+ men's and womens'), High School relays (boys and girls), and the Bix 7 Sponsors Race (Bix sponsors only). The finals will be televised on KWQC with cash prizes for the top finishers. Time trials take place during three Bix @ 6 training runs - 7 pm at 5th and Pershing Street. The top 3 finishers each night will make it into the final round, which will take place at 7:00 pm on Thursday, July 25, 2024.

Recent winners:

2018

| | |
|----------------------------|--------------------------|
| Men's Open Champion: | James Warren 1:03.60 |
| Women's Open Champion: | Brette Correy 1:13.92 |
| Men's 30-39 Champion: | James Raabe 1:06.15 |
| Women's 30-39 Champion: | Jen Paul 1:15.61 |
| Men's Master's Champion: | Marek Wensel 1:07.79 |
| Women's Master's Champion: | Nancy Foxen 1:30.86 |
| Boys HS Relay Champion: | Bettendorf Ia 50:00 |
| Girls HS Relay Champion: | Pleasant Valley Ia 57:74 |
| Relay Challenge: | Whitey's Ice Cream 55:72 |

2019

| | |
|----------------------------|---------------------------|
| Men's Open Champion: | James Warren 1:00.64 |
| Women's Open Champion: | Laney Fitzpatrick 1:14.00 |
| Men's 30-39 Champion: | James Raabe 1:04.68 |
| Women's 30-39 Champion: | Jen Paul 1:19.32 |
| Men's Master's Champion: | Nick Dehner 1:05.68 |
| Women's Master's Champion: | Nancy Foxen 1:32.17 |
| Boys HS Relay Champion: | Bettendorf, IA 49:34 |
| Girls HS Relay Champion: | Rock Island, IL 57:92 |
| Relay Challenge: | Mel Foster Co. 58:61 |

2020 *Virtual Year

2021

| | |
|----------------------------|----------------------------|
| Men's Open Champion: | Jack Reemtsma 58:26 |
| Women's Open Champion: | Morgan Jennings 1:11.85 |
| Men's 30-39 Champion: | Pat Conrad 1:07.10 |
| Women's 30-39 Champion: | Becky Anderson 1:20.05 |
| Men's Master's Champion: | Nick Dehner 1:09.05 |
| Women's Master's Champion: | Nancy Foxen 1:37.95 |
| Boys HS Relay Champion: | Rock Island 50:75 |
| Girls HS Relay Champion: | Davenport Assumption 58:38 |
| Relay Challenge: | Mel Foster Co. 59:70 |

2022

| | |
|----------------------------|----------------------------|
| Men's Open Champion: | Jack Reemtsma 1:00:90 |
| Women's Open Champion: | Morgan Jennings 1:15:02 |
| Men's 30-39 Champion: | Brian Doerrfeld 1:09:55 |
| Women's 30-39 Champion: | Steph Brown 1:17:46 |
| Men's Master's Champion: | Nick Dehner 1:09:24 |
| Women's Master's Champion: | Sarah Doneth 1:28:00 |
| Boys HS Relay Champion: | Bettendorf 50:98 |
| Girls HS Relay Champion: | Davenport Assumption 59:95 |
| Relay Challenge: | Mel Foster Co. 1:00 |

2023

| | |
|----------------------------|------------------------------|
| Men's Open Champion: | Will Reemtsma 1:02.47 |
| Women's Open Champion: | Maya Williams 1:14.03 |
| Men's 30-39 Champion: | Brian Doerrfeld 1:08.18 |
| Women's 30-39 Champion: | Becky Anderson 1:29.69 |
| Men's Master's Champion: | Curtis Rosing 1:11.77 |
| Women's Master's Champion: | Jen Barker 1:29.05 |
| Boys HS Relay Champion: | Davenport Central 50:57 |
| Girls HS Relay Champion: | Davenport Assumption 1:01:63 |
| Relay Challenge: | Whitey's 59.93 |



26th Annual Quick Bix

Prairie Farms is proud to sponsor the Quick Bix, a two mile fun run or walk up the famous Brady Street hill. It starts at the same time as the seven mile Bix 7. You decide on race morning which route you want to take. The Quick Bix is a fun and festive way to do the Bix. The course is lined with live bands and other entertainment. You'll have a great time and get to participate with over 15,000 others as we "Run with the Best." Sign up now! Everyone will be timed using the Chrono Track[®] Timing system, sponsored by Prairie Farms. Your name and time will appear in Sunday's Quad-City Times newspaper.



"Bix at 6" Training Runs

The Iowa American Water Bix at 6 training runs start at 6 pm on Thursdays, June 13, 20 & 27, and July 11. If you have registered for the Bix, join the hundreds that train every Thursday on a safe and secure course. It's a Bix tradition! Special note: Runners who register at one of the training runs or volunteer will receive a special "Bix at 6" t-shirt FREE. The start line is at the intersection of 4th and LeClaire Streets. Parking is in the Quad-City Times parking lot.



Arconic's 27th Anniversary of the Jr. Bix

Arconic's Jr Bix is an exciting way for the whole family to be part of Bix weekend. This Friday event is geared toward crawlers to runners age 12 with various distances based on age. Each participant receives a medal, t-shirt and entrance into the festive post-race party.

When: Friday, July 26, 2024, 6 p.m.

Location:

- Quad-City Times, 500 East 3rd Street, Davenport, Iowa
- 5 and under start and finish on East 3rd Street
- 6-12 start and finish on East 4th Street



All Children Receive:

- The Official 2024 Jr. Bix 7 T-Shirt
- Special Jr. Bix 7 27th Anniversary "Victory" Medal
- "Family Block Party" Sponsored by Hahn Ready Mix Company

Age Divisions:

- 5 years & under (parents welcome)
- Separate races held for each age group 3-12 years old

Distances:

- Ages 8-12 will run/walk 7/10 mile
- Ages 6-7 will run/walk 1/2 mile
- Ages 5 and under will run/walk 70 yards
- Parents feel free to run/walk with your child up to age 5

T-Shirt & Race Number Pick-Up:

- The RiverCenter, East 3rd Street, Davenport, Iowa
- Thursday, July 25, 5-9 pm
- Friday, July 26, 9 am – 5 pm
- *Note: Additional instructions will be provided when you pick up your race packet.*

Registration Deadline:

- We will accept entries at the Thursday and Friday packet pick-up sessions at the RiverCenter.
- Entry Fee - \$20 until July 26, 2024
- Late Entry Fee \$22
- Make checks payable to: Jr. Bix 7



Bix 7 High School Challenge

Be the first male or female high school runner from Iowa or Illinois to cross the finish line and the Premier Buick GMC Dealers will present a check for \$1,000 to your high school!

For participation runners must be in High School or graduating before June 15.

Participants must indicate their High School on the application to be eligible.

Recent winners:

| | | |
|-----------------|-------------------------|------------------------------|
| 2017 Men | Brayden Hamblen: 37:20 | Rock Falls High School, IL |
| Women | Anna Hostetler: 42:56 | Mid Prairie, High School, IA |
| 2018 Men | Spencer Smith: 36:31 | Alleman High School, IL |
| Women | Reagan Gorman: 42:56 | CR Washington High, IA |
| 2019 Men | Dawson Smith: 38:14 | Rock Falls High School, IL |
| Women | Ailey Mitchell: 45:41 | Shelbyville High School, IL |
| 2020 Men | Max Murphy: 37:28 | Pleasant Valley High, IA |
| Women | Jenna McCollough: 58:46 | Buffalo Grove, IL |
| 2021 Men | Oliver Burns: 37:49 | Plainfield North, IL |
| Women | Grace Boleyn: 47:01 | Pleasant Valley High, IA |
| 2022 Men | Oliver Burns: 36:38 | Plainfield North, IL |
| Women | Grace Boleyn: 44:30 | Pleasant Valley High, IA |
| 2023 Men | Chase Lauman: 37:05 | Pella High School, IA |
| Women | Paityn Noe: 40:17 | Ballard High School, IA |



Sports and Fitness Expo

Running Wild has been proud to support the QC running community since 1991. A Bix 7 sponsor since 1998, Running Wild is dedicated to promoting running, walking and general fitness to participants of all abilities and is the presenting sponsor of the “Running Wild Sports and Fitness Expo”.

Plan to attend the Sports and Fitness Expo at the Davenport River Center on Thursday 5-9pm or Friday 9am-8pm. Admission to the Sports and Fitness Expo is free and open to the public.



Bix 7 Volunteers

Genesis Health System has been involved with the Quad-City Times Bix 7 since the beginning of the great community event and is proud to be a sponsor again in 2024 on behalf of our employees and the 5,000 Bix 7 volunteers. The amazing spirit of volunteers highlights what makes the Quad Cities a great place to live. Among those tireless volunteers are our own Genesis health professionals, who have been providing medical assistance at the Bix Medical Tent for more than 30 years. We thank Bix participants who donate to the Family Connects and Breast Health patients. Go to **bix7.com** to volunteer!



Doug Cropper, President and Chief Executive Officer, Genesis Health System



Post Race Party

Celebration time begins after the race and Walmart knows how to throw a party! After you cross the finish line, make your way to the Quad-City Times parking lot. Walmart, Whitey's, and Chick-fil-A, along with our other great sponsors, will be waiting with food, fun and beverages.



Best of Bix Costume Contest

Walk or run – let's have fun! Great prizes awarded for the Costume Contest. Contest takes place in the Quad-City Times parking lot after the race. Contest sponsored and hosted by 101-3 KISS-FM and Q106.5.



Why run when you can walk? Genesis Health System is the proud sponsor of the Genesis Walk. Enjoy the historic out-and-back race through Davenport at a more leisurely pace. Walking the course lets you soak in the festive atmosphere along the race course.

Sign-up to run (or walk) so a kid can too! When you donate to Genesis Outpatient Pediatric Therapy (GOPEDS), you are helping provide life-changing therapy for local kids to make a step towards reaching their full potential.

CAESARS[®] SPORTSBOOK

Teams Challenge

Running teams from across the country will compete in this “race within a race” with over \$5,000 in team prize money on the line. Teams of 5 race the 7-mile course with the fastest 4 runners scoring. Lowest total time determines the winning team. Prize money awarded to the top 3 male & female teams.



First Responders' Challenge


First responder teams from the Quad Cities race the 7-mile course for cash prizes. This includes Fire, EMS/Medic and Police department employees & staff. Teams of 6 members must include both male and female personnel.

The Bechtel Trusts Senior Bix

Are you 50 or older? Register for the Quad-City Times Bix 7 or Prairie Farms Quick Bix, in-person or virtual, and get FREE entry into the Bechtel Trust Senior Bix fun run on Tuesday, July 23, 6 p.m.! The 1.5 mile flat course starts and ends in Davenport's LeClaire Park.

The Gregg Newell Award

The Gregg Newell Award was established in 2009 by the Bix 7 race committee. Gregg Newell is the only Quad-Cities resident ever to have won the annual race through the streets of Davenport. He was a standout runner at the Davenport Central High School, winning a State Championship in the mile run in 1972. At the University of Iowa, he once ran the mile in 4:01 and in the years following Graduation he found great success in his hometown race. He finished second in the Bix 7 in both 1977 and 1978, and finally won it in 1979 by the second largest margin in history – 53 seconds.



He passed away suddenly in 1989, prompting Bix Officials to retire Bib number 5, honoring the fact that Newell won the race in its fifth year of existence.

“The Gregg Newell Trophy”

Annually to the “The fastest male Quad-Citian” who crosses the finish line after completing the Bix 7 mile course.

Winners:

| | | |
|------|-----------------|-----------------------|
| 2009 | Nathaniel Hird | Rock Island, Illinois |
| 2010 | Andrew McGuire | Davenport, Iowa |
| 2011 | Tim Hird | Rock Island, Illinois |
| 2012 | Charlie Paul | Pleasant Valley, Iowa |
| 2013 | Tim Hird | Rock Island, Illinois |
| 2014 | Charlie Paul | Pleasant Valley, Iowa |
| 2015 | Tim Hird | Rock Island, Illinois |
| 2016 | Ethan Adlfinger | Milan, Illinois |
| 2017 | Mason Tope | Davenport, Iowa |
| 2018 | Zach Hird | Rock Island, Illinois |
| 2019 | Zach Hird | Rock Island, Illinois |
| 2021 | Steve Froeschle | Davenport, Iowa |
| 2022 | Devin Allbaugh | Bettendorf, Iowa |
| 2023 | Devin Allbaugh | Bettendorf, Iowa |

The Eloise Caldwell Award

In 2011 Executive Race Director, Ed Froehlich announced that the Bix 7 would include a new award named in honor of local and nationally ranked masters runner and Bix 7 volunteer, Eloise Caldwell. The Caldwell Trophy will go to the top female finisher from the Quad-Cities in the race. In 2009 the event included the Gregg Newell Trophy for the top local male finisher, but Froehlich said he thought it was important to have a companion award for women. “I can’t think of anyone better we could recognize to represent all the female runners in the Quad-Cities,” Froehlich said. Eloise Caldwell, was one of just three women to run in the inaugural Bix race in 1975. She also has been a 4 time Bix 7 Women’s Master’s Champion.



“The Eloise Caldwell Trophy”

Annually to the “The fastest female Quad-Citian” who crosses the finish line after completing the Bix 7 mile course.

Winners:

| | | |
|------|-----------------|------------------|
| 2011 | Jen Paul | LeClaire, Iowa |
| 2012 | Jen Paul | LeClaire, Iowa |
| 2013 | Jen Paul | LeClaire, Iowa |
| 2014 | Jen Paul | LeClaire, Iowa |
| 2015 | Jen Paul | LeClaire, Iowa |
| 2016 | McKenzie Yanek | Bettendorf, Iowa |
| 2017 | Jen Paul | LeClaire, Iowa |
| 2018 | Addie Pulley | Milan, Illinois |
| 2019 | Jen Paul | LeClaire, Iowa |
| 2021 | Kelsey Allbaugh | Bettendorf, Iowa |
| 2022 | Kelsey Allbaugh | Bettendorf, Iowa |
| 2023 | Kelsey Allbaugh | Bettendorf, Iowa |

Yearly Participation and Growth

| <u>Year</u> | <u># of Entries</u> | <u>% Growth</u> | <u>Year</u> | <u># of Entries</u> | <u>% Growth</u> |
|-------------|---------------------|-----------------|-------------|---------------------|-----------------|
| 1975 | 84 | n/a | 2000 | 18,523 | -20% |
| 1976 | 114 | 36% | 2001 | 18,958 | 2% |
| 1977 | 350 | 207% | 2002 | 19,558 | 3% |
| 1978 | 500 | 43% | 2003 | 19,854 | 2% |
| 1979 | 800 | 60% | 2004 | 20,127 | 1% |
| 1980 | 1,500 | 88% | 2005 | 20,211 | .5% |
| 1981 | 2,500 | 67% | 2006 | 19,397 | -4% |
| 1982 | 4,100 | 64% | 2007 | 18,449 | -5% |
| 1983 | 5,620 | 37% | 2008 | 16,795 | -9% |
| 1984 | 6,750 | 20% | 2009 | 18,335 | 9% |
| 1985 | 7,174 | 6% | 2010 | 17,598 | -4% |
| 1986 | 9,325 | 30% | 2011 | 18,056 | 3% |
| 1987 | 12,375 | 33% | 2012 | 18,138 | 1% |
| 1988 | 12,425 | 0% | 2013 | 18,511 | 1% |
| 1989 | 15,639 | 26% | 2014 | 18,949 | 1% |
| 1990 | 16,521 | 6% | 2015 | 17,293 | -9% |
| 1991 | 18,124 | 10% | 2016 | 17,780 | 2% |
| 1992 | 18,246 | 1% | 2017 | 17,279 | -3% |
| 1993 | 16,859 | -8% | 2018 | 12,766 | -24% |
| 1994 | 20,097 | 19% | 2019 | 12,256 | -4% |
| 1995 | 18,354 | -9% | 2020 | 3,500 (virtual) | NA |
| 1996 | 18,108 | -1% | 2021 | 9,750 | -20% |
| 1997 | 18,388 | 2% | 2022 | 9,988 | 2% |
| 1998 | 22,143 | 20% | 2023 | 10,953 | 10% |
| 1999 | 23,182 | 5% | | | |

Starting in 1998 the Quick Bix and the Jr. Bix participants were added to the Bix 7 total

All-Time Weather Data

| <u>Year</u> | <u>Temp.</u> | <u>Humid.</u> | <u>Dewpt.</u> | <u>Wind</u> | <u>High*</u> | <u>Precip.</u> |
|-------------|--------------|---------------|---------------|-------------|--------------|----------------|
| 7/26/75 | 69 | 76% | 61 | S-8 | 85 | Zero |
| 7/31/76 | 72 | 90% | 69 | N-10 | 81 | Zero |
| 7/30/77 | 73 | 79% | 66 | SE-5 | 95 | Zero |
| 7/29/78 | 74 | 74% | 66 | SW-12 | 72 | .02 |
| 7/28/79 | 73 | 93% | 71 | NE-6 | 85 | .01 |
| 7/26/80 | 70 | 90% | 67 | SE-6 | 78 | .88 |
| 7/25/81 | 69 | 90% | 66 | E-6 | 84 | .94 |
| 7/24/82 | 68 | 87% | 63 | E-4 | 86 | Zero |
| 7/30/83 | 75 | 91% | 72 | Calm | 94 | Trace |
| 7/28/84 | 62 | 84% | 57 | NE-7 | 79 | Zero |
| 7/27/85 | 66 | 87% | 62 | Calm | 86 | Zero |
| 7/26/86 | 73 | 87% | 69 | E-7 | 86 | Zero |
| 7/25/87 | 75 | 94% | 73 | Calm | 99 | Zero |
| 7/30/88 | 77 | 85% | 72 | SW-7 | 97 | Zero |
| 7/29/89 | 66 | 87% | 61 | E-9 | 82 | Trace |
| 7/28/90 | 77 | 82% | 71 | S-15 | 84 | .30 |
| 7/27/91 | 63 | 69% | 55 | E-4 | 83 | Zero |
| 7/25/92 | 68 | 100% | 68 | Calm | 82 | 1.8 |
| 7/24/93 | 71 | 90% | 68 | S-6 | 84 | .50 |
| 7/30/94 | 69 | 73% | 60 | Calm | 82 | Zero |
| 7/29/95 | 74 | 78% | 67 | Calm | 93 | Zero |
| 7/27/96 | 70 | 90% | 81 | Calm | 81 | Zero |
| 7/26/97 | 83 | 80% | 74 | Calm | 98 | Zero |
| 7/25/98 | 62 | 70% | 62 | Calm | 82 | Zero |
| 7/31/99 | 78 | 86% | 73 | NW-7.7 | 87 | Trace |
| 7/22/00 | 63 | 65% | 56 | W-4 | 81 | Zero |
| 7/21/01 | 71 | 90% | 70 | S-7 | 90 | 1.27 |

| | | | | | | |
|---------|----|-----|----|--------|----|-------|
| 7/20/02 | 74 | 85% | 69 | SE-7 | 93 | Zero |
| 7/26/03 | 73 | 71% | 63 | SW-14 | 87 | Zero |
| 7/24/04 | 61 | 72% | 52 | E-7 | 69 | Zero |
| 7/30/05 | 69 | 84% | 64 | SE-10 | 88 | Zero |
| 7/29/06 | 79 | 84% | 74 | SE-4 | 94 | Zero |
| 7/28/07 | 72 | 78% | 65 | NE-10 | 81 | Zero |
| 7/26/08 | 72 | 81% | 66 | NW-7 | 84 | Zero |
| 7/25/09 | 66 | 81% | 60 | NW-4 | 79 | Zero |
| 7/24/10 | 70 | 90% | 67 | S-5 | 87 | 1.10" |
| 7/30/11 | 77 | 82% | 71 | SE-5.7 | 89 | Zero |
| 7/28/12 | 70 | 78% | 63 | E-7 | 82 | Zero |
| 7/27/13 | 57 | 80% | 51 | NW-12 | 66 | Zero |
| 7/26/14 | 69 | 84% | 64 | E-6 | 85 | zero |
| 7/25/15 | 73 | 83% | 70 | SW-5 | 90 | Zero |
| 7/30/16 | 72 | 81% | 66 | NE-3 | 84 | Trace |
| 7/29/17 | 68 | 73% | 59 | NE-6 | 80 | Zero |
| 7/28/18 | 65 | 84% | 60 | W-3 | 79 | Zero |
| 7/27/19 | 75 | 82% | 63 | NW-6 | 80 | Zero |
| 2020 | NA | NA | NA | NA | NA | NA |
| 7/24/21 | 78 | 79% | 74 | SW-9 | 90 | zero |
| 7/30/22 | 79 | 77% | 70 | W-4 | 84 | Zero |
| 7/29/23 | 71 | 93% | 68 | NNE-8 | 86 | Zero |
| | | | | | | |
| | | | | | | |
| | | | | | | |
| | | | | | | |

All readings taken at race start time – 8 a.m. C.T. / Provided by National Weather Service

*Daytime high temperature



USA Track & Field Quad-City Times Bix 7 7 Mile National Championship Results

Men's:

| <u>Year</u> | <u>Name</u> | <u>Country</u> | <u>Time</u> |
|-------------|----------------|---------------------|-------------|
| 2002 | Meb Keflezighi | San Diego, CA | 32:36 |
| 2009 | Meb Keflezighi | San Diego, CA | 32:25 |
| 2010 | Ryan Hall | Mammoth Lakes, CA | 32:55 |
| 2014 | Sean Quigley | Boulder, CO | 33:28 |
| 2017 | Sam Chelanga | Manitou Springs, CO | 32:53 |
| 2023 | Biya Simbassa | Flagstaff, AZ | 32:35 |

Women's

| <u>Year</u> | <u>Name</u> | <u>Country</u> | <u>Time</u> |
|-------------|--------------------|----------------|-------------|
| 2002 | Colleen DeReuck | Boulder, CO | 37:44 |
| 2009 | Molly Huddle | Providence, RI | 37:39 |
| 2010 | Lisa Koll | Fort Dodge, IA | 37:52 |
| 2014 | Molly Huddle | Providence, RI | 36:14 |
| 2017 | Aliphine Tulliamuk | Santa Fe, NM | 36:30 |
| 2023 | Kellyn Taylor | Flagstaff, AZ | 36:33 |



All-Time American Top 10 Performances

Men's:

| | <u>Year</u> | <u>Name</u> | <u>Country</u> | <u>Time</u> |
|----|-------------|----------------|-----------------|-------------|
| 1 | 1989 | Marc Nenow | Sacramento,CA | 32:17 |
| 2 | 1991 | Ken Martin | Santa Fe, NM | 32:21 |
| 3 | 2009 | Meb Keflezighi | San Diego, CA | 32:25 |
| 4 | 2007 | Meb Keflezighi | San Diego, CA | 32:26 |
| 5 | 1989 | Steve Spence | Chambersburg,PA | 32:33 |
| 6 | 2023 | Biya Simbassa | Flagstaff, AZ | 32:35 |
| 7 | 2002 | Meb Keflezighi | San Diego, CA | 32:36 |
| 8 | 2013 | Meb Keflezighi | San Diego, CA | 32:39 |
| 9 | 2003 | Meb Keflezighi | San Diego, CA | 32:41 |
| 10 | 1982 | Bill Rodgers | Boston, MA | 32:45 |

Women's:

| | | | | |
|----|------|---------------------------|------------------|-------|
| 1 | 2022 | Fiona O'Keeffe | United States | 35:58 |
| 2 | 2014 | Molly Huddle | Providence, RI | 36:14 |
| 3 | 1994 | Olga Appell | Albuquerque,MO | 36:15 |
| 4 | 1993 | Anne Maria Lethko | Glen Gardner, NJ | 36:32 |
| 5 | 1994 | Anne Maria Lethko | Glen Gardner, NJ | 36:32 |
| 6 | 2023 | Kellyn Taylor | Flagstaff, AZ | 36:33 |
| 7 | 1998 | Anne Maria Lauck (Lethko) | Glen Gardner, NJ | 36:46 |
| 8 | 1996 | Annette Peters | Eugene, OR | 36:47 |
| 9 | 1998 | Libby Hickman (Johnson) | Ft. Collins, CO | 36:53 |
| 10 | 1989 | Judy St. Hilaire | Hingham, MA | 36:57 |

2023 USA T&F National 7 Mile Championship Open Results

Men's:

| | <u>Name</u> | <u>Country</u> | <u>Time</u> |
|----|-----------------------|-----------------------|--------------------|
| 1 | Biya Simbassa | United States | 32:35 |
| 2 | Clayton Young | United States | 32:53 |
| 3 | Reid Buchanan | United States | 32:57 |
| 4 | Leonard Korir | United States | 33:01 |
| 5 | Futsum Zienasellassie | United States | 33:02 |
| 6 | Sam Chelanga | United States | 33:04 |
| 7 | Isai Rodriguez | United States | 33:06 |
| 8 | Frank Lara | United States | 33:10 |
| 9 | Aiden Reed | United States | 33:11 |
| 10 | John Dressel | United States | 33:12 |

Women's:

| | <u>Name</u> | <u>Country</u> | <u>Time</u> |
|----|--------------------|-----------------------|--------------------|
| 1 | Kellyn Taylor | United States | 36:33 |
| 2 | Aliphine Tuliamuk | United States | 36:38 |
| 3 | Ednah Kurgat | United States | 36:56 |
| 4 | Annie Frisbie | United States | 36:56 |
| 5 | Jessie Cardin | United States | 37:31 |
| 6 | Anne-Marie Blaney | United States | 37:53 |
| 7 | Olivia Pratt | United States | 37:53 |
| 8 | Kassie Parker | United States | 38:05 |
| 9 | Sarah Pagano | United States | 38:11 |
| 10 | Molly Grabill | United States | 38:24 |

2014 USA T&F National 7 Mile Championship Open Results

Men's

| | <u>Name</u> | <u>Country</u> | <u>Time</u> |
|----|--------------------|-----------------------|--------------------|
| 1 | Sean Quigley | United States | 33:28 |
| 2 | Christo Landry | United States | 33:32 |
| 3 | Maverick Darling | United States | 33:43 |
| 4 | Stephen Pifer | United States | 33:49 |
| 5 | Jonathan Peterson | United States | 33:55 |
| 6 | Diego Estrada | United States | 34:00 |
| 7 | Elliott Kruse | United States | 34:01 |
| 8 | Ahmed Osman | United States | 34:04 |
| 9 | Josaphat Boit | United States | 34:06 |
| 10 | Matt Liano | United States | 34:08 |

Women's

| | <u>Name</u> | <u>Country</u> | <u>Time</u> |
|----|--------------------|-----------------------|--------------------|
| 1 | Molly Huddle | United States | 36:14 |
| 2 | Sara Hall | United States | 37:21 |
| 3 | Rachel Ward | United States | 37:30 |
| 4 | Lauren Kleppin | United States | 37:35 |
| 5 | Lindsey Scherf | United States | 38:05 |
| 6 | Brianne Nelson | United States | 38:16 |
| 7 | Amy Hastings | United States | 38:27 |
| 8 | Mattie Suver | United States | 38:39 |
| 9 | Carla Santucci | United States | 38:43 |
| 10 | Laura Batterink | United States | 38:55 |

2010 USA T&F National 7 Mile Championship Open Results

Men's

| | <u>Name</u> | <u>Country</u> | <u>Time</u> |
|----|----------------|----------------|-------------|
| 1 | Ryan Hall | United States | 32:55 |
| 2 | Ed Moran | United States | 33:00 |
| 3 | Sean Quigley | United States | 33:05 |
| 4 | Antonio Vega | United States | 33:08 |
| 5 | James Carney | United States | 33:21 |
| 6 | Ian Burrell | United States | 33:24 |
| 7 | Ben True | United States | 33:27 |
| 8 | Scott Bauhs | United States | 33:28 |
| 9 | Andrew Carlson | United States | 33:35 |
| 10 | Bobby Mack | United States | 34:04 |

Women's:

| | <u>Name</u> | <u>Country</u> | <u>Time</u> |
|----|-----------------|----------------|-------------|
| 1 | Lisa Koll | United States | 37:52 |
| 2 | Amy Hastings | United States | 38:33 |
| 3 | Andrea Walkonen | United States | 38:43 |
| 4 | Blake Russell | United States | 39:23 |
| 5 | Lindsay Allen | United States | 39:57 |
| 6 | Erin Moeller | United States | 40:07 |
| 7 | Clara Peterson | United States | 40:09 |
| 8 | Kim Conley | United States | 40:13 |
| 9 | Emily Mortensen | United States | 40:39 |
| 10 | Zola Gomez | United States | 41:10 |

2009 USA T&F National 7 Mile Championship Open Results

Men's:

| | <u>Name</u> | <u>Country</u> | <u>Time</u> |
|----|---------------------|-----------------------|--------------------|
| 1 | Meb Keflezighi | United States | 32:25 |
| 2 | Anthony Famiglietti | United States | 32:56 |
| 3 | James Carney | United States | 33:17 |
| 4 | Brian Olinger | United States | 33:30 |
| 5 | Antonio Vega | United States | 33:35 |
| 6 | Josh Moen | United States | 33:36 |
| 7 | Bret Schoolmeester | United States | 33:41 |
| 8 | Dan Browne | United States | 33:44 |
| 9 | Forest Braden | United States | 33:50 |
| 10 | Ian Burrell | United States | 33:56 |

Women's:

| | <u>Name</u> | <u>Country</u> | <u>Time</u> |
|----|------------------------|-----------------------|--------------------|
| 1 | Molly Huddle | United States | 37:39 |
| 2 | Serena Burla | United States | 37:44 |
| 3 | Magdalena Lewey-Boulet | United States | 37:46 |
| 4 | Isla Paulson | United States | 37:54 |
| 5 | Sally Meyerhoff | United States | 38:04 |
| 6 | Jill Steffens | United States | 38:42 |
| 7 | Rachel Marchand | United States | 38:45 |
| 8 | Kristen Lehmkuhle | United States | 38:54 |
| 9 | Meghan Armstrong | United States | 39:06 |
| 10 | Kelly Jaske | United States | 39:17 |

2002 USA T&F National 7 Mile Championship Open Results

Men's:

| | <u>Name</u> | <u>Country</u> | <u>Time</u> |
|----|-------------------|----------------|-------------|
| 1 | Meb Keflezighi | United States | 32:36 |
| 2 | Abdi Abdirahman | United States | 33:28 |
| 3 | Kyle Baker | United States | 33:33 |
| 4 | Brian Sell | United States | 33:49 |
| 5 | Jeff Campbell | United States | 34:00 |
| 6 | Ryan Kirkpatrick | United States | 34:09 |
| 7 | Phillimon Hanneck | United States | 34:10 |
| 8 | Rod DeHaven | United States | 34:15 |
| 9 | Scott Strand | United States | 34:19 |
| 10 | Keith Dowling | United States | 34:24 |

Women's:

| | <u>Name</u> | <u>Country</u> | <u>Time</u> |
|----|------------------|----------------|-------------|
| 1 | Colleen DeReuck | United States | 37:44 |
| 2 | Katie McGregor | United States | 38:25 |
| 3 | Libbie Hickman | United States | 38:43 |
| 4 | Cheri Kenah | United States | 38:50 |
| 5 | Jeanne Hennessy | United States | 38:55 |
| 6 | Rosa Gutierrez | United States | 39:39 |
| 7 | Monica Hostetler | United States | 39:43 |
| 8 | Nicole Kulikov | United States | 39:47 |
| 9 | Kim Pawelek | United States | 40:10 |
| 10 | Faith Byrum | United States | 40:27 |

All-Time Men's Open Champions

| Year | Name | Country | Time |
|-------------|--------------------|----------------|---------------|
| 1975 | Lucian Rosa | Sri Lanka | 34:33 |
| 1976 | Dan Copper | United States | 36:47 |
| 1977 | Kevin McDonald | United States | 36:50 |
| 1978 | John Lodwick | United States | 34:56 |
| 1979 | Gregg Newell | United States | 35:40 |
| 1980 | Bill Rodgers | United States | 33:58 |
| 1981 | Bill Rodgers | United States | 33:26 |
| 1982 | Rob de Castella | Australia | 32:21 |
| 1983 | Joseph Nzau | Kenya | 33:10 |
| 1984 | Ashley Johnson | South Africa | 33:01 |
| 1985 | Mark Curp | United States | 32:54 |
| 1986 | Geoff Smith | Great Britain | 33:16 |
| 1987 | Joseph Nzau | Kenya | 33:24 |
| 1988 | Mark Curp | United States | 33:22 |
| 1989 | Marc Nenow | United States | 32:17 |
| 1990 | Steve Kogo | Kenya | 32:47 |
| 1991 | Ken Martin | United States | 32:21 |
| 1992 | Alejandro Cruz | Mexico | 32:21 |
| 1993 | Thomas Osano | Kenya | 32:10 |
| 1994 | Benson Masya | Kenya | 31:56 |
| 1995 | Phillimon Hanneck | Zimbabwe | 32:08 |
| 1996 | Peter Githuka | Kenya | 32:05 |
| 1997 | Khalid Khannouchi | Morocco | 32:54 |
| 1998 | John Korir | Kenya | 31:51:99 (cr) |
| 1999 | John Korir | Kenya | 32:59 |
| 2000 | Mark Yatch | Kenya | 32:31 |
| 2001 | John Korir | Kenya | 32:24 |
| 2002 | Meb Keflezighi | United States | 32:36 |
| 2003 | John Korir | Kenya | 32:34 |
| 2004 | John Korir | Kenya | 32:36 |
| 2005 | Gilbert Okari | Kenya | 32:24 |
| 2006 | Lawrence Kiprotich | Kenya | 32:13 |

| | | | |
|------|------------------|---------------|-------|
| 2007 | Duncan Kibet | Kenya | 32:15 |
| 2008 | Edward Muge | Kenya | 32:16 |
| 2009 | Meb Keflezighi | United States | 32:25 |
| 2010 | Ryan Hall | United States | 32:55 |
| 2011 | Silas Kipruto | Kenya | 32:36 |
| 2012 | Silas Kipruto | Kenya | 32:31 |
| 2013 | Leonard Korir | Kenya | 32:15 |
| 2014 | Sean Quigley | United States | 33:28 |
| 2015 | Leonard Korir | Kenya | 33:06 |
| 2016 | Silis Kipruto | Kenya | 33:03 |
| 2017 | Sam Chelanga | United States | 32:53 |
| 2018 | Belay Tilahun | Ethiopia | 32:39 |
| 2019 | Leonard Barsoton | Kenya | 32:34 |
| 2020 | Virtual Race | | |
| 2021 | Leonard Korir | Kenya | 32:48 |
| 2022 | Patrick Tiernan | Australia | 32:32 |
| 2023 | Biya Simbassa | United States | 32:35 |

All-Time Women's Open Champions

| Year | Name | Country | Time |
|-------------|-----------------------|----------------|-------------|
| 1975 | Kim Merritt | United States | 41:04 |
| 1976 | Kim Merritt | United States | 41:33 |
| 1977 | Lynn Schmidt | United States | 42:45 |
| 1978 | Kathy Loper | United States | 45:38 |
| 1979 | Ilene Kimsey | United States | 46:25 |
| 1980 | Peggy Schott | United States | 41:11 |
| 1981 | Bev Roland Miller | United States | 41:26 |
| 1982 | Ellen Hart | United States | 38:42 |
| 1983 | Joan Benoit | United States | 37:26 |
| 1984 | Kellie Cathey | United States | 38:04 |
| 1985 | Joan Benoit Samuelson | United States | 37:38 |
| 1986 | Joan Benoit Samuelson | United States | 37:56 |
| 1987 | Francie Larrieu Smith | United States | 38:10 |
| 1988 | Joan Benoit Samuelson | United States | 37:59 |
| 1989 | Erin Baker | New Zealand | 36:35 |
| 1990 | Maria Trujillo | U.S./Mexico | 37:58 |
| 1991 | Uta Pippig | Germany | 37:04 |
| 1992 | Olga Markova | Russia | 36:48 |
| 1993 | Uta Pippig | Germany | 36:27 |
| 1994 | Tegla Louroupe | Kenya | 36:02 |
| 1995 | Anne Hare | New Zealand | 37:33 |
| 1996 | Hellen Kimaiyo | Kenya | 36:18 |
| 1997 | Colleen De Reuck | South Africa | 37:34 |
| 1998 | Colleen De Reuck | South Africa | 36:38 |
| 1999 | Catherine Ndereba | Kenya | 37:30 |
| 2000 | Colleen De Reuck | South Africa | 36:42 |
| 2001 | Catherine Ndereba | Kenya | 37:05 |
| 2002 | Colleen De Reuck | United States | 37:44 |
| 2003 | Catherine Ndereba | Kenya | 37:12 |
| 2004 | Susan Chepkemei | Kenya | 35:24 |
| 2005 | Nuta Olaru | Romania | 36:53 |
| 2006 | Susan Chepkemei | Kenya | 37:35 |

| | | | |
|------|---------------------|---------------|------------|
| 2007 | Wude Ayalew | Ethiopia | 36:57 |
| 2008 | Edith Masai | Kenya | 37:20 |
| 2009 | Molly Huddle | United States | 37:39 |
| 2010 | Lisa Koll | United States | 37:52 |
| 2011 | Caroline Rotich | Kenya | 36:42 |
| 2012 | Margaret Muriuki | Kenya | 36:17 |
| 2013 | Sue Utura | Ethiopia | 36:34 |
| 2014 | Molly Huddle | United States | 36:14 |
| 2015 | Cynthia Limo | Kenya | 36:57 |
| 2016 | Mary Keitany | Kenya | 35:20 (cr) |
| 2017 | Aliphine Tuliamuk | United States | 36:30 |
| 2018 | Margaret Muriuki | Kenya | 35:57 |
| 2019 | Joyciline Jepkosgei | Kenya | 36:04 |
| 2020 | Virtual Race | | |
| 2021 | Edna Kiplagat | Kenya | 37:17 |
| 2022 | Fiona O'Keeffe | United States | 35:58 |
| 2023 | Kellyn Taylor | United States | 36:32 |

All-Time Top 10 Open Division Performances

Men's:

| | <u>Year</u> | <u>Name</u> | <u>Country</u> | <u>Time</u> |
|----|-------------|--------------------|----------------|-------------|
| 1 | 1998 | John Korir | Kenya | 31:51:99 |
| 2 | 1998 | Mark Yatch | Kenya | 31:52 |
| 3 | 1994 | Benson Masya | Kenya | 31:56 |
| 4 | 1998 | Ondoro Osoro | Kenya | 32:00 |
| 5 | 1996 | Peter Githuka | Kenya | 32:06 |
| 6 | 1995 | Phillimon Hanneck | Zimbabwe | 32:08 |
| 7 | 1993 | Thomas Osano | Kenya | 32:10 |
| 8 | 1994 | Lazarus Nyakeraka | Kenya | 32:10 |
| 9 | 1995 | Simon Morolong | South Africa | 32:11 |
| 10 | 2006 | Lawrence Kiprotich | Kenya | 32:13 |

Women's:

| | <u>Year</u> | <u>Name</u> | <u>Country</u> | <u>Time</u> |
|----|-------------|--------------------------|----------------|-------------|
| 1 | 2016 | Mary Keitany | Kenya | 35:20 |
| 2 | 2004 | Susan Chepkemei | Kenya | 35:24 |
| 3 | 2004 | Constantina Tomescu-Dita | Romania | 35:36 |
| 4 | 2018 | Margaret Muriuki | Kenya | 35:57 |
| 5 | 2022 | Fiona O'Keefe | United States | 35:58 |
| 6 | 1994 | Tegla Loroupe | Kenya | 36:02 |
| 7 | 2018 | Caroline Rotich | Kenya | 36:13 |
| 8 | 2014 | Molly Huddle | United States | 36:14 |
| 9 | 1994 | Olga Appell | United States | 36:15 |
| 10 | 2012 | Margaret Muriuki | Kenya | 36:17 |

All-Time Men's Master Champions

| <u>Year</u> | <u>Name</u> | <u>Country</u> | <u>Time</u> |
|--------------------|--------------------|-----------------------|--------------------|
| 1975 | Darrell Smith | United States | 44:50 |
| 1976 | Darrell Smith | United States | 45:47 |
| 1977 | Buel Limning | United States | 45:45 |
| 1978 | Gerald Koch | United States | 39:46 |
| 1979 | Bart Bontems | United States | 44:08 |
| 1980 | Jerry Anders | United States | * |
| 1981 | Jerry Anders | United States | 38:59 |
| 1982 | Jerry Anders | United States | 38:35 |
| 1983 | Bruce Hopkins | United States | 40:05 |
| 1984 | George Keim | United States | 36:56 |
| 1985 | Bruce Mortenson | United States | 36:12 |
| 1986 | Bruce Mortenson | United States | 37:21 |
| 1987 | Bruce Mortenson | United States | 37:26 |
| 1988 | Bill Rodgers | United States | 34:09 |
| 1989 | Wilson Waigwa | Kenya | 34:17 |
| 1990 | John Campbell | New Zealand | 33:05 (mr) |
| 1991 | John Campbell | New Zealand | 34:58 |
| 1992 | Nick Rose | Great Britain | 33:52 |
| 1993 | Nick Rose | Great Britain | 34:41 |
| 1994 | Joseph Nzau | Kenya | 35:42 |
| 1995 | Garry Henry | Australia | 35:38 |
| 1996 | Dan Lawson | United States | 36:11 |
| 1997 | Dan Lawson | United States | 39:42 |
| 1998 | Jon Sinclair | United States | 35:40 |
| 1999 | Mark Curp | United States | 36:36 |
| 2000 | Simon Karori | Kenya | 35:42 |
| 2001 | Phil Kauder | United States | 37:55 |
| 2002 | Eddy Hellebuyck | United States | 35:39 |
| 2003 | Jim McCoy | United States | 39:58 |

| | | | |
|------|-----------------|---------------|-------|
| 2004 | Phil Kauder | United States | 37:59 |
| 2005 | Phil Kauder | United States | 38:41 |
| 2006 | Antonio Holgain | United States | 39:04 |
| 2007 | Dan Kilburg | United States | 38:27 |
| 2008 | Jerry Lack | United States | 39:55 |
| 2009 | Erik Bush | United States | 39:30 |
| 2010 | Kevin Somer | United States | 39:42 |
| 2011 | Joel Karls | United States | 40:19 |
| 2012 | Kelly Mortensin | United States | 37:50 |
| 2013 | Russell Stein | United States | 38:21 |
| 2014 | Byran Glass | United States | 36:47 |
| 2015 | Meb Keflezighi | United States | 34:01 |
| 2016 | Bryan Glass | United States | 37:17 |
| 2017 | Emisael Favela | United States | 37:48 |
| 2018 | Bryan Glass | United States | 37:24 |
| 2019 | Bryan Glass | United States | 37:27 |
| 2021 | Bryan Glass | United States | 38:10 |
| 2022 | Abdi Abdirahman | United States | 35:16 |
| 2023 | Ean Caskey | United States | 38:55 |

*Chronomix failed due to rain storm.

All-Time Women's Master Champions

| <u>Year</u> | <u>Name</u> | <u>Country</u> | <u>Time</u> |
|--------------------|---------------------------|-----------------------|--------------------|
| 1975 | Eloise Caldwell | United States | 65:43 |
| 1976 | No Master Female Competed | | |
| 1977 | Eloise Caldwell | United States | 60:30 |
| 1978 | Eloise Caldwell | United States | 57:09 |
| 1979 | Thelma Pennebaker | United States | 56:48 |
| 1980 | Eloise Caldwell | United States | * |
| 1981 | Thelma Pennebaker | United States | 54:25 |
| 1982 | Kathy Loper | United States | 44:07 |
| 1983 | Kathy Loper | United States | 45:56 |
| 1984 | Kathy Loper | United States | 44:41 |
| 1985 | Judy Tolliver | United States | 47:50 |
| 1986 | Kathleen Hennessey | United States | 46:02 |
| 1987 | Nancy Kapheim | United States | 49:00 |
| 1988 | Priscilla Welch | Great Britain | 40:09 |
| 1989 | Laurie Binder | United States | 40:06 |
| 1990 | Laurie Binder | United States | 40:42 |
| 1991 | Laurie Binder | United States | 39:28 (**) |
| 1992 | Barbara Filutze | United States | 41:48 |
| 1993 | Carol McLatchie | United States | 40:31 |
| 1994 | Barbara Filutze | United States | 41:46 |
| 1995 | Lorraine Moller | New Zealand | 40:10 |
| 1996 | Jane Welzel | United States | 39:37 |
| 1997 | Joan Benoit Samuelson | United States | 40:44 |
| 1998 | Joan Benoit Samuelson | United States | 39:29 |
| 1999 | Joan Benoit Samuelson | United States | 40:17 |
| 2000 | Joan Benoit Samuelson | United States | 41:10 |
| 2001 | Janet Robertz | United States | 39:37 |
| 2002 | Noreen Shea | United States | 45:51 |
| 2003 | Janet Robertz | United States | 40:22 |

| | | | |
|------|-----------------------|---------------|-------|
| 2004 | Joan Benoit Samuelson | United States | 43:49 |
| 2005 | Lyubov Kremleva | Russia | 41:51 |
| 2006 | Joan Benoit Samuelson | United States | 46:50 |
| 2007 | Joan Benoit Samuelson | United States | 43:05 |
| 2008 | Joan Benoit Samuelson | United States | 42:36 |
| 2009 | Joan Benoit Samuelson | United States | 42:31 |
| 2010 | Joan Benoit Samuelson | United States | 43:11 |
| 2011 | Joan Benoit Samuelson | United States | 44:39 |
| 2012 | Jennifer Kultala | United States | 43:44 |
| 2013 | Joan Benoit Samuelson | United States | 44:43 |
| 2014 | Joan Benoit Samuelson | United States | 43:38 |
| 2015 | Joan Benoit Samuelson | United States | 46:16 |
| 2016 | Cynthia Sanger | United States | 44:49 |
| 2017 | Joan Benoit Samuelson | United States | 45:50 |
| 2018 | Erika Holroyd | United States | 43:53 |
| 2019 | Shannon Mauser-Suing | United States | 45:34 |
| 2021 | Kate Mauer | United States | 48:29 |
| 2022 | Jessica Hruska | United States | 43:08 |
| 2023 | Jessica Hruska | United States | 42:56 |

*Chronomix failed due to rain storm. **2008 Edith Masi Kenya 37.20 (mr) Champion at 41

All-Time Top 10 Master's Division Performances

Men's:

| | <u>Year</u> | <u>Name</u> | <u>Country</u> | <u>Time</u> |
|----|-------------|-----------------|----------------|-------------|
| 1 | 1990 | John Campbell | New Zealand | 33:05 |
| 2 | 1992 | Nick Rose | Great Britain | 33:52 |
| 3 | 2015 | Meb Keflezighi | United States | 34:01 |
| 4 | 1988 | Bill Rodgers | United States | 34:09 |
| 5 | 1989 | Wilson Waigwa | Kenya | 34:17 |
| 6 | 1992 | Joseph Nzau | Kenya | 34:18 |
| 7 | 1993 | Nick Rose | Great Britain | 34:41 |
| 8 | 1991 | John Campbell | New Zealand | 34:58 |
| 9 | 1988 | Bill Rodgers | United States | 35:10 |
| 10 | 2022 | Abdi Abdirahman | United States | 35:16 |

Women's:

| | <u>Year</u> | <u>Name</u> | <u>Country</u> | <u>Time</u> |
|----|-------------|-----------------------|----------------|-------------|
| 1 | 2008 | Edith Masai | Kenya | 37.20* |
| 2 | 1991 | Laurie Binder | United States | 39:28 |
| 3 | 1998 | Joan Benoit Samuelson | United States | 39:29 |
| 4 | 1996 | Jane Welzel | United States | 39:37 |
| 5 | 2001 | Janet Robertz | United States | 39:37 |
| 6 | 1989 | Laurie Binder | United States | 40:06 |
| 7 | 1988 | Priscilla Welch | Great Britain | 40:09 |
| 8 | 1995 | Lorraine Moller | New Zealand | 40:10 |
| 9 | 1999 | Joan Benoit Samuelson | United States | 40:17 |
| 10 | 2003 | Janet Robertz | United States | 40:22 |

*2008 Edith Masai Open Women's Champion

All-Time MEN Age Group Performances

Age Group: 40-44

2007-present results

| | <u>Year</u> | <u>Name</u> | <u>Country/City/State</u> | <u>Time</u> |
|---|-------------|----------------|---------------------------|-------------|
| 1 | 2022 | Brendon Moody | Van Wert, OH | 39:55 |
| 2 | 2009 | Terry Gendron | LeClaire, IA | 40:24 |
| 3 | 2009 | Tom Buchanon | Bartlett, IL | 40:32 |
| 4 | 2017 | Michael Dorr | Avon, CO | 40:32 |
| 5 | 2007 | Michael Kabela | North Liberty, IA | 40:34 |

Age Group: 45-49

2007-present results

| | <u>Year</u> | <u>Name</u> | <u>Country/City/State</u> | <u>Time</u> |
|---|-------------|-----------------|---------------------------|-------------|
| 1 | 2007 | Russell Boore | Hampton, IL | 40:03 |
| 2 | 2007 | Phil Kauder | Cascade, IA | 40:25 |
| 3 | 2010 | David Bailey | Davenport, IA | 40:35 |
| 4 | 2023 | Guillermo Rolon | Peoria, IL | 40:45 |
| 5 | 2014 | Kevin Somner | Bettendorf, IA | 40:48 |

Age Group: 50-54

2007-present results

| | <u>Year</u> | <u>Name</u> | <u>Country/City/State</u> | <u>Time</u> |
|---|-------------|--------------|---------------------------|-------------|
| 1 | 2007 | Dan Lawson | Gaithersburg, MD | 41:02 |
| 2 | 2007 | Rich Fuller | Bettendorf, IA | 41:03 |
| 3 | 2009 | Jim McCoy | Madison, WI | 41:18 |
| 4 | 2013 | David Bailey | Davenport, IA | 41:27 |
| 5 | 2008 | Jim McCoy | Madison, WI | 41:36 |

Age Group: 55-59

2007-present results

| | <u>Year</u> | <u>Name</u> | <u>Country/City/State</u> | <u>Time</u> |
|---|-------------|----------------|---------------------------|-------------|
| 1 | 2022 | Michael Mallon | Davenport, IA | 40:56 |
| 2 | 2018 | Todd Reller | Newburgh, IN | 42:13 |
| 3 | 2023 | Michael Mallon | Davenport, IA | 42:25 |
| 4 | 2013 | David Lillyman | Mahomet, IL | 42:32 |
| 5 | 2010 | Bob Garcia | LaVista, NE | 42:54 |

Age Group: 60-64*2007-present results*

| | <u>Year</u> | <u>Name</u> | <u>Country/City/State</u> | <u>Time</u> |
|---|--------------------|--------------------|----------------------------------|--------------------|
| 1 | 2022 | Roger Sayre | Golden, CO | 44:07 |
| 2 | 2014 | Joe Reda | Deforest, WI | 45:26 |
| 3 | 2010 | Peter Matthias | Sheboygan, WI | 45:54 |
| 4 | 2009 | Angelo Rinchiuso | Decatur, IL | 46:04 |
| 5 | 2010 | Doug Newton | Peoria, IL | 46:08 |

Age Group: 65-69*2007-present results*

| | <u>Year</u> | <u>Name</u> | <u>Country/City/State</u> | <u>Time</u> |
|---|--------------------|--------------------|----------------------------------|--------------------|
| 1 | 2018 | James Petersen | Davenport, IA | 44:56 |
| 2 | 2023 | Roger Sayre | Golden, CO | 45:15 |
| 3 | 2009 | Ron Brault | Fond Du Lac, WI | 47:06 |
| 4 | 2014 | Angelo Rinchiuso | Decatur, IL | 47:38 |
| 5 | 2022 | John Blaser | DeWitt, IA | 48:55 |

Age Group: 70-74*2007-present results*

| | <u>Year</u> | <u>Name</u> | <u>Country/City/State</u> | <u>Time</u> |
|---|--------------------|--------------------|----------------------------------|--------------------|
| 1 | 2016 | Terry Van Natta | Sugar Grove, NC | 52:49 |
| 2 | 2009 | Ronn Baker | Omaha, NE | 53:43 |
| 3 | 2010 | Frank Bay | Milan, IL | 54:08 |
| 4 | 2017 | Richard Kutzner | Casa Grande, AZ | 54:18 |
| 5 | 2014 | Ron Brault | Fond Du Lac, WI | 54:36 |

Age Group: 75-79*2007-present results*

| | <u>Year</u> | <u>Name</u> | <u>Country/City/State</u> | <u>Time</u> |
|---|--------------------|--------------------|----------------------------------|--------------------|
| 1 | 2009 | Sabino Rangel | Muscatine, IA | 54:34 |
| 2 | 2018 | Richard Kutzner | Casa Grande, AZ | 54:58 |
| 3 | 2010 | Thomas Joslin | Elmwood Park, IL | 58:21 |
| 4 | 2007 | Warren Bystedt | Grand Junction, CO | 59:03 |
| 5 | 2014 | David Zimmer | Long Grove, IA | 1:00.28 |

Age Group: 80-99*2007-present results*

| | <u>Year</u> | <u>Name</u> | <u>Country/City/State</u> | <u>Time</u> |
|---|--------------------|--------------------|----------------------------------|--------------------|
| 1 | 2018 | Herb Townsend | Naples, FL | 1:08.49 |
| 2 | 2022 | Frank Bay | Milan, IL | 1:11:54 |
| 3 | 2017 | Joe Zimmer | Boise, ID | 1:14.01 |
| 4 | 2015 | Joe Zimmer | Boise, ID | 1:15.33 |
| 5 | 2016 | Joe Zimmer | Boise, ID | 1:16.14 |

All-Time WOMEN Age Group Performances

Age Group: 40-44

2007-present results

| | <u>Year</u> | <u>Name</u> | <u>Country/City/State</u> | <u>Time</u> |
|---|-------------|---------------|---------------------------|-------------|
| 1 | 2008 | Edith Masai | Kenya | 37:20 |
| 2 | 2010 | Linda Sawvell | Bettendorf, IA | 46:28 |
| 3 | 2018 | Colleen Webb | Des Moines, IA | 46:28 |
| 4 | 2022 | Nancy Foxen | Muscatine, IA | 46:39 |
| 5 | 2018 | Sharon Todd | Bettendorf, IA | 46:43 |

Age Group: 45-49

2007-present results

| | <u>Year</u> | <u>Name</u> | <u>Country/City/State</u> | <u>Time</u> |
|---|-------------|------------------|---------------------------|-------------|
| 1 | 2007 | Noreen Shea | Denver, CO | 47:16 |
| 2 | 2014 | Kelley Timmerman | Geneseo, IL | 47:17 |
| 3 | 2010 | Kelley Timmerman | Geneseo, IL | 47:20 |
| 4 | 2010 | Bridget Carlson | Aurora, IL | 47:52 |
| 5 | 2016 | Mary Schumacher | Davenport, IA | 47:57 |

Age Group: 50-54

2007-present results

| | <u>Year</u> | <u>Name</u> | <u>Country/City/State</u> | <u>Time</u> |
|---|-------------|------------------|---------------------------|-------------|
| 1 | 2018 | Kelley Timmerman | Geneseo, IL | 48:34 |
| 2 | 2016 | Susan Riley | Columbus, OH | 48:50 |
| 3 | 2023 | Kate Maurer | Urbandale, IA | 49:01 |
| 4 | 2016 | Kelly Timmerman | Geneseo, IL | 49:05 |
| 5 | 2007 | Cynthia Woods | Bolingbrook, IL | 49:14 |

Age Group: 55-59

2007-present results

| | <u>Year</u> | <u>Name</u> | <u>Country/City/State</u> | <u>Time</u> |
|---|-------------|---------------------|---------------------------|-------------|
| 1 | 2022 | Kate Maurer | Urbandale, IA | 47:50 |
| 2 | 2018 | Bridget Carlson | Aurora, IL | 50:23 |
| 3 | 2013 | Andriette Wickstrom | Storm Lake, IA | 50:49 |
| 4 | 2007 | Janelle Swanberg | Davenport, IA | 51:15 |
| 5 | 2014 | Andriette Wickstrom | Storm Lake, IA | 51:32 |

Age Group: 60-64*2007-present results*

| | <u>Year</u> | <u>Name</u> | <u>Country/City/State</u> | <u>Time</u> |
|---|-------------|---------------------|---------------------------|-------------|
| 1 | 2018 | Joan Samuelson | Freeport, ME | 49:01 |
| 2 | 2022 | Kelley Timmerman | Geneseo, IL | 50:45 |
| 3 | 2015 | Andriette Wickstrom | Storm Lake, IA | 51:42 |
| 4 | 2016 | Andriette Wickstrom | Storm Lake, IA | 51:44 |
| 5 | 2018 | Andriette Wickstrom | Storm Lake, IA | 51:57 |

Age Group: 65-69*2007-present results*

| | <u>Year</u> | <u>Name</u> | <u>Country/City/State</u> | <u>Time</u> |
|---|-------------|---------------------|---------------------------|-------------|
| 1 | 2022 | Andriette Wickstrom | Storm Lake, IA | 56:19 |
| 2 | 2017 | Kathleen Schmitt | Bettendorf, IA | 57:59 |
| 3 | 2023 | Andriette Wickstrom | Storm Lake, IA | 58:13 |
| 4 | 2008 | Kathy Loper | San Diego, CA | 58:40 |
| 5 | 2018 | Kathleen Schmitt | Bettendorf, IA | 58:41 |

Age Group: 70-74*2007-present results*

| | <u>Year</u> | <u>Name</u> | <u>Country/City/State</u> | <u>Time</u> |
|---|-------------|------------------|---------------------------|-------------|
| 1 | 2023 | Janelle Swanberg | Davenport, IA | 1:01:46 |
| 2 | 2022 | Janelle Swanberg | Davenport, IA | 1:02:08 |
| 3 | 2018 | Gwenell Hobson | Albany, IL | 1:03:36 |
| 4 | 2017 | Patricia Boelk | Bettendorf, IA | 1:04:08 |
| 5 | 2013 | Kathy Loper | San Diego, CA | 1:04:11 |

Age Group: 75-79*2007-present results*

| | <u>Year</u> | <u>Name</u> | <u>Country/City/State</u> | <u>Time</u> |
|---|-------------|----------------|---------------------------|-------------|
| 1 | 2017 | Sally Tueckes | Brentwood, CA | 1:00:27 |
| 2 | 2022 | Patricia Boelk | Bettendorf, IA | 1:04:23 |
| 3 | 2007 | Lois Gilmore | Janesville, WI | 1:05:49 |
| 4 | 2023 | Patricia Boelk | Bettendorf, IA | 1:06:15 |
| 5 | 2008 | Lois Gilmore | Janesville, WI | 1:08:27 |

Age Group: 80-99*2007-present results*

| | <u>Year</u> | <u>Name</u> | <u>Country/City/State</u> | <u>Time</u> |
|---|-------------|--------------------|---------------------------|-------------|
| 1 | 2011 | Lois Gilmore | Janesville, WI | 1:12:51 |
| 2 | 2009 | Patricia Zelinskas | Dubuque, IA | 1:14:11 |
| 3 | 2012 | Lois Gilmore | Janesville, WI | 1:15:23 |
| 4 | 2013 | Lois Gilmore | Janesville, WI | 1:18:56 |
| 5 | 2014 | Lois Gilmore | Janesville, WI | 1:23:33 |

All-Time Men's Elite Athlete Appearances

Names listed alphabetically; followed by appearances and years.

[A] **Aarab**, Mohammed Reda (1) 24; **Abdirahman**, Abdi (2) 02, 11; **Aho**, Jack (1) 24; **Aish**, Michael (1) 07; **Alfond**, Christopher (1) 23; **Andom** Mulue (1) 15; **Ansberry**, Tom (2) 92, 93; **Arciniaga**, Nick (1) 09; **Arusei**, Simon (1) 06; **Assefa**, Abraham (1) 99; **Assefa**, Belete (1) 15; **Atanfu**, Yitayal (1) 15; **Atmani**, Abdelazia (1) 11; **Aulwes**, Joseph (1) 11

[B] **Bak**, Ryan 12; **Baker**, Kyle (2) 02, 05; **Baket**, Mohamed (1) 98; **Bardquist**, Brad (1) 93; **Barrios**, Arturo (2) 94, 95; **Bauhs**, Scott (1) 10; **Bennie**, Colin (1) 21; **Berhanu**, Dejene (1) 08; **Benz**, Isaac (1) 23; **Bill**, Randy (1) 11; **Bitok**, Ezekiel (1) 92; **Biwott**, Shadrack (1) 18; **Boit**, Josphat (1) 14; **Bor**, Emmanuel (2) 17, 23; **Bor**, Hilary (1) 24; **Bowden**, John (1) 90; **Bowman**, Andrew (1) 23; **Bozhko**, Yevgen (1) 04; **Braden**, Forest (1) 09; **Brady**, Kyle (1) 11; **Brantly**, Keith (3) 90, 92, 93; **Browne**, Dan (1) 09; **Buchanan**, Reid (2) 17, 23; **Bungei**, James (1) 96; **Burrell**, Ian (3) 09-11

[C] **Campbell**, Jeff (3) 99, 02, 04; **Campbell**, John (2) 90, 91; **Carballo**, Carlos (1) 13; **Carlson**, Andrew (1) 10; **Carney**, James (2) 09-10; **Ceron**, Dionicio (2) 90, 93; **Chebii**, Reuben (2) 04, 07; **Chebon**, William (2) 06, 07; **Chelanga**, Joshua (1) 98; **Chelanga**, Sam (3) 17, 21, 23; **Cheruiyot**, Evans (2) 06, 07; **Cheruiyot**, Kenneth (2) 99, 00; **Cheruiyot**, Rueben (2) 01, 05; **Cheulla**, Jose Luis (1) 89; **Chirchir**, Simion (1) 18; **Chumba**, Linus (2) 11, 13; **Christo**, Landry (1) 11; **Coates**, Budd (1) 89; **Colley**, Andrew (1) 18; **Coppess**, Phil (14) 81-91, 94-96; **Cordes**, Jerod (1) 02; **Cruz**, Alejandro (5) 89, 91-94; **Cummings**, Paul (3) 83, 84, 94; **Curp**, Mark (9) 83-88, 90, 94, 99

[D] **DaCosta**, Ronaldo (2) 93, 94; **Darling**, Maverick (1) 14; **DeCastella**, Rob (3) 82, 97, 89; **DeHaven**, Rod (4) 90, 98, 99, 02; **Deksisa**, Solomon (2) 12, 15; **DeLaCerde**, Peter (3) 02-04; **Desisa**, Ielisa (1) 12; **Dexter**, Dale (1) 09; **Docherty**, Dan (1) 17; **Dodge**, Mike (1) 86; **Donakowski**, Gerard (2) 89, 91; **Dowling**, Keith (1) 02; **Dressel**, John (1) 23

[E] **Eberly**, Josh (1) 09; **Eggleston**, Jeffrey (1) 09; **England**, Chris (3) 98, 99, 04; **Erassa**, Kirubel (1) 17; **Estrada**, Diego (1) 14

[F] **Famiglietti**, Anthony (1) 09; **Fanelli**, Gary (6) 84-88, 95; **Fauble**, Scott (2) 17, 21; **Fernandez**, Eric (1) 14; **Ferro**, Blaise (1) 23; **Finan** Eric (1) 14; **Flanagan**, Ben (1) 18; **Flavin**, JP (1) 23; **Flemming**, Tom (3) 83, 84, 87; **Flynn**, Brian (1) 11; **Foos**, Tyler (1) 04; **Fox**, Chris (2) 94, 96; **Froude**, Derek (2) 89, 90; **Fry**, Scott (2) 92, 93; **Furst**, Stephen (1) 09

[G] Garcia, Manuel (1) 90; **Gabonewe**, Aaron (1) 98; **Garcia**, Salvador (1) 90; **Gathoga**, John (1) 07; **Gedefa**, Tolossa (1) 13; **Gemeda**, Merga (1) 24; **Gibson**, Joe (1) 02; **Gillard**, Kim (1) 03; **Githuka**, Peter (4) 96-99; **Given**, Wilkerson (1) 14; **Glass**, Bryan (1) 11; **Gompers**, Paul (3) 84, 85, 88; **Gonzalez**, Graciano (1) 90; **Green**, Harry (1) 90; **Grey**, Jonathan (1) 17; **Guerra**, Silvio (2) 93, 94

[H] Haas, Stephen (1) 09; **Hacker**, Tim (1) 92; **Hall**, Ryan (1) 10; **Hanneck**, Phillimon (5) 95-98, 02; **Harn**, Max (2) 89, 90; **Harroufi**, Ridouane (1) 07; **Hartman**, Jason (1) 09; **Held**, Dan (1) 95; **Hellebuyck**, Eddy (4) 93-95, 02 **Henry**, Garry (2) 95, 96; **Herd**, Kevin (2) 94, 95; **Herrera**, Jesus (2) 89, 90; **Higdon**, Hal (2) 88, 91; **Hird**, Tim (1) 11; **Hodge**, Bob (1) 89; **Hoff**, Shadrock (1) 01

[I] Itati, John (3) 03, 04, 11; **Izewksi**, Josh (1) 18

[J] Jacobs, Jeff (6) 89, 91, 93-95, 98; **Jalal**, Nourdine (1) 11; **Johnson**, Ashley (5) 84, 87-89, 95; **Jones**, Steve (3) 89, 94, 98; **Jordan**, Michael (1) 17

[K] Kaitany, Rochard (2) 83, 84; **Kamais**, Peter (1) 13; **Kamau**, Joseph (4) 95-98; **Kardong**, Don (2) 86, 93; **Kariuki**, Joseph (2) 96, 97; **Karori**, Simon (3) 93-95; **Kebede**, Tekeste (1) 01; **Kebenei**, Stanley (1) 11; **Keflezighi**, Meb (10) 02, 03, 06, 07, 09, 13, 14, 15, 16, 18; **Keim**, George (2) 84, 85; **Kendall**, Ben (1) 23; **Kerley**, Daniel (1) 11; **Keter**, Julius (1) 13; **Khannouchi**, Khalid (2) 96, 97; **Kibet**, Duncan (2) 07-08; **Kibet**, Elkanah (2) 16, 21; **Kibet**, Luka (1) 99; **Kibowen**, John (1) 06; **Kihara**, Daniel (2) 96, 99; **Kilburg**, Michael (1) 09; **Kimani**, Joseph (3) 96, 97, 03; **Kinuthia**, Ibrahim (1) 96; **Kinuthia**, Zackaria (1) 97; **Kinyanjui**, Nephath (1) 05; **Kipchirchir**, Henry (1) 05; **Kipchirchir**, Shadrack (1) 24; **Kipkoskei**, John (3) 94-96; **Kipkosgei**, Moses (1) 15; **Kiplagat**, Nelson (2) 04, 07; **Kiplagat**, Lani (1) 12; **Kipkoech**, Daniel (1) 08; **Kiprono**, Allan (2) 11, 12; **Kiprotich**, Godfrey (4) 92, 95-97; **Kiprotich**, Lawrence (1) 06; **Kipruto**, Silas (6) 11, 12, 13, 15, 16, 18; **Kipsang**, Joseph (1) 85; **Kiptoo**, Wesley (1) 24; **Kirkpatrick**, Ryan (1) 02; **Kirui**, Abel (1) 08; **Kirui**, David (2) 03, 05; **Kithuka**, Kennedy (1) 16; **Kiyai**, Shadrack (1) 13; **Korir**, Dominic (1) 21; **Korir**, David (1) 04; **Korir**, John (8) 98-01, 03-06; **Korir**, Leonard (4) 13, 15, 18, 21; **Kleckner**, Barney (2) 82, 91; **Klemz**, Jacob (1) 23; **Keoch**, Jonah (2) 93, 94; **Koech**, Joseph (1) 05; **Kogo**, Steve (3) 90-92; **Kogo**, Micah (1) 15; **Kororia**, Kibiego (1) 92; **Korir**, Leonard (3) 21, 22, 23; **Kosgei**, Kenneth (1) 18; **Kosgei**, Shadrack (3) 11, 12, 16; **Koskei**, James (1) 01; **Koskei**, Julius (1) 13; **Krause**, Elliot (1) 14; **Kurui**, Philip (1) 99

[L] Labovskyy, Mykola (1) 13; **Lagat**, Haron (1) 17; **Lalang**, Lawi (1) 16; **Lara**, Frank (3) 21, 23, 24; **Landry**, Christo (1) 14; **Llano**, Matt (1) 14; **Larson**, Scott (1) 03; **Leak**, Colin (1) 18; **Lehmkuhle**, Jason (2) 05, 09; **Lelei**, Sammy (2) 92, 94; **Lemporikany**, Saul (1) 98; **Letherby**, Andrew (2) 03, 05; **Letting**, Robert (1) 16; **Levisse**, Pierre (1) 92; **Lewis**, Kevin (1) 17; **Limo**, Felix (1) 03; **Lodwick**, John (1) 78; **Lundstrom**, Chris (1) 05

[M] **Mabitle**, Johannes (3) 95, 96, 98; **Mack**, Bobby (1) 10; **Mahalsky**, Ryan (1) 18; **Maiyo**, Linus (4) 03-05, 07; **Makori**, David (2) 99, 01; **Mandebale**, Stanley (1) 90; **Maiyo**, Augustus (1) 21; **Marial**, Guor (1) 11; **Marofit**, Mourad, (1) 16; **Martin**, Ken (4) 91-94; **Martin**, Nathan (1) 24; **Masya**, Benson (2) 94, 95; **Mayhew**, Zach (1) 14; **Mayer**, Dan (1) 96; **McCandless**, Tyler (1) 12; **McClintock**, Matt (2) 17, 21; **McDonald**, Kevin (1) 77; **McGuire**, Andrew (1) 11; **Mekonen**, Teshome (2) 16, 18; **Meli Kimeli**, Ernest (1) 05; **Meyer**, Greg (1) 90; **Mickow**, Colin (1) 23; **Mislay**, Michael (1) 04; **Mitei**, Enock (1) 01; **Moen**, Josh (1) 09; **Mogaka**, Ronald (1) 01; **Molla**, Solomon (1) 07; **Moran**, Ed (1) 10; **Morolong**, Simon (3) 95, 96, 98; **Morris**, David (2) 01, 02; **Mortenson**, Bruce (5) 85, 88-94; **Muge**, Edward (1) 08; **Muindi**, Alphonce (1) 97; **Muindi**, Jimmy (2) 95, 97; **Mulinga**, Charles (3) 97, 99, 00; **Munakata**, Yuki (1) 16; **Mungai**, David (1) 93; **Murphy**, Dave (1) 89; **Musyoki**, Michael (2) 90, 91, 92; **Musyoki**, William (1) 89; **Mutisya**, Gideon (3) 94, 96, 97; **Mwangi**, Isaac (2) 15, 16; **Myktok**, Mike (2) 98, 99

[N] **Ndereba**, Samuel (4) 04, 05, 07, 11; **Nderitu**, Julius (1) 01; **Ndirangu**, Simon (1) 11; **Nenow**, Marc (1) 89; **Newell**, Gregg (5) 77-81; **Ndirangu**, Simon (1) 12; **Ndyambuki**, Jonathan (1) 99; **Ngandu**, James (1) 21; **Ng'eno**, Sammy (1) 01; **Ngeno**, Benard (1) 18; **Noirangu**, Simon (1) 07; **Nyakeraka**, Lazarus (9) 93-01; **Nyariki**, Lewis (1) 12; **Nyariki**, Thomas (1) 07; **Nzau**, Joseph (11) 83, 84, 87-89, 92, 94-96, 00-01

[O] **O'Flynn**, Richard (2) 91, 92; **Okari**, Gilbert (3) 01, 05, 06; **Olinger**, Brian (1) 09; **Ondara**, MacDonald (1) 08; **Ondare**, MacDonard (1) 12; **O'Reilly**, Michael (1) 89; **Osana**, Thomas (4) 93, 95-97; **Osman**, Ahmed (2) 14, 15; **Osoro**, Ondoro (1) 98; **Otwori**, Hezron (3) 97, 98, 00; **Overall**, Scott (1) 07

[P] **Peterson**, Jonathan (2) 14, 15; **Pfeffer**, Kirk (1) 85; **Pifer**, Stephen (1) 14; **Pitayo**, Martin (3) 91-93; **Plaatjes**, Mark (2) 92, 93; **Plasencia**, Steve (1) 95; **Pohren**, Matt (1) 11; **Puskedra**, Luke (1) 17

[Q] **Quigley**, Sean (2) 10, 14; **Quintanilla**, Armando (1) 98

[R] **Randazzo**, Nick (1) 23; **Ranndich**, Julius (1) 99; **Rameriz**, Aaron (1) 95; **Reed**, Aiden (1) 23; **Reifsnyder**, Bill (4) 88-91; **Reyes**, Leonardo (1) 91; **Richtman**, Matt (1) 24; **Riley**, Jake (1) 24; **Risso**, Patrick (2) 14, 15; **Romesser**, Gary (4) 91, 92, 94, 95; **Ronan**, Andy (1) 91; **Rono**, Simon (1) 96; **Rose**, Nick (2) 92, 93; **Robinson**, Ian (1) 96; **Rodgers**, Bill (38) 1980-18; **Rodriquez**, Antonio (1) 92; **Rodriquez**, Celedonio (1) 09; **Rodriguez**, Gabriel (1) 04; **Rodriguez**, Isai (2) 23, 24; **Rono**, Aron (1) 16; **Root**, Ryan (1) 23; **Rutto**, Lani (2) 11, 15; **Ryan**, Kevin (1) 89; **Ryun**, Jim (1) 86

[S] **Sapienza**, Jim (1) 90; **Salazar**, Alberto (1) 86; **Sambu**, Stephen (1) 21, **Samoei**, Isaiah (1) 15; **Sang**, Amos (1) 13; **Sang**, Silas (1) 12; **Sandusky**, Alec (1) 23; **Sayenko**, Mike (1) 13; **Scherer**, John (1) 90; **Schoolmeester**, Bret (1) 09; **Schraeder**, Arnie (1) 88; **Sefir**, Dino (1) 13; **Sell**, Brian (2) 02, 09; **Shay**, Ryan (2) 04, 05; **Sheehan**, George (1) 84; **Sheriff**, Brian (1) 89; **Shorter**, Frank (4) 81-83, 88; **Shrader**, Brian (1) 23; **Sigl**, Tyler (1) 11; **Silva**, German (1) 94; **Simbassa**, Biya (2) 23, 24; **Sinclair**, Jon (7) 89-92, 94, 95, 98; **Smith**, Geoff (2) 86, 87; **Spence**, Steve (4) 89, 90, 95, 96; **Stilin**, Joe (1) 18; **Strand**, Scott (1) 02; **Swartbooi**, Lucketz (1) 95

[T] **Tadesse**, Dereje (1) 08; **Tanui**, Geoffrey (1) 04; **Tanui**, Peter (1) 03; **Tewelde**, Tesfu (1) 24; **Thull**, Matt (2) 02, 04; **Tigezu**, Lishan (1) 08; **Tikue**, Amanuel Mesul (1) 21; **Tilahun**, Belay (2) 16, 18; **Treacy**, John (1) 93; **Trojan**, JP (1) 24; **True**, Ben (1) 10; **Tsega**, Dmessew (1) 08, **Tuemay**, Tsegay (1) 24

[U] **Urge**, Niigussu (1) 99

[V] **Vega**, Antonio (2) 09-10; **Verran**, Clint (1) 02; **Vigueras**, Alfredo (1) 96

[W] **Waigwa**, Wilson (2) 89, 92; **Wangai**, Simon (2) 03, 07; **Wanjiku**, John (1) 16; **Wehrman**, Chris (1) 04; **Weilenmann**, Pete (1) 96; **Wellerding**, John (8) 80, 81, 83, 85-89; **Whitehead**, Peter (1) 95; **Winders**, Titus (1) 24; **Williams**, Matt (1) 12; **Wodhouse**, Jason (1) 05; **Wood**, Tom (1) 90; **Wynia**, Jerrold (4) 86-89

[Y] **Yatich**, Mark (3) 98-00; **Yenew**, Tibebe (1) 05; **Young**, Clayton (1) 23

[Z] **Zarda**, Zach (1) 17; **Zewdie**, Maregu (1) 08; **Zienasellassie**, Futsum (1) 23

All-Time Women's Elite Athlete Appearances

Names listed alphabetically; followed by appearances and years.

[A] **Abdela**, Makida (1) 13; **Aleksandrova**, Galina (1) 07; **Alemu**, Deribe (1) 07; **Alemu**, Birtukan (1) 18; **Allen**, Lindsay (1) 10; **Alyanak**, Ann (1) 07; **Aga**, Ruti (1) 15; **Andersen**, Kassi (1) 09; **Anderson**, Gabriele (1) 91; **Anyango**, Immaculate (1) 24; **Appell**, Olga (2) 94, 95; **Armstrong**, Meghan (1) 09; **Asiago**, Delillah (3) 94, 96, 97; **Asiba**, Gladys (7) 99-01, 04-05, 07, 11; **Audian**, Anne (2) 89, 91; **Ayalew**, Wude (1) 07

[B] **Baker**, Erin (3) 85, 89, 92; **Barsosio**, Sally (2) 01, 05; **Molter-Barton**, Kathy (1) 94; **Belova**, Natalia (1) 06; **Berndt**, Danielle (1) 11; **Bergman**, Jennifer (1) 14; **Bifa**, Yeshimbet (1) 12; **Biktasheva**, Lyudmila (1) 04; **Binder**, Laurie (3) 89-91; **Birru**, Obsei (1) 17; **Blaney**, Anne-Marie (1) 23, **Blaase**, Chelsea (2) 17, 18; **Block**, Gordon (1) 91; **Bluske**, Samantha (1) 11; **Bogacheva**, Irina (1) 92; **Joyce-Bonney**, Regina 3 – 93, 94, 95; **Borgert**, Michelle (1) 02; **Lewy-Boulet**, Magdalena (1) 09; **Boyd**, Marie (2) 90, 91; **Braffet**, Meghan (1) 11; **Brower**, Jennifer (2) 94, 95; **Brown**, Stephanie (1) 11; **Burla**, Serena (2) 09, 14; **Bussa**, Diane (2) 91, 92; **Butler**, Kathy (1) 06; **Byrum**, Faith (1) 02

[C] **Cardin**, Jesse (1) 23, **Carroll**, Nyla (1) 95; **Casey**, Morgan (1) 11; **Cathey**, Kellie (4) 83-85, 89; **Catalano**, Patti (1) 86; **Chebets**, Rachel (1) 24; **Chemchumba**, Joyce (2) 97, 98; **Chemjor**, Magdaline (1) 04; **Chemutal**, Faith (1) 01; **Chepkemei**, Susan (3) 03-04, 06; **Chepkemei**, Eunice (1) 05; **Chepkoech**, Caroline (2) 16, 18; **Chepkorir**, Caroline (1) 07; **Chiba**, Masako (2) 04, 06; **Chirchir**, Salina (2) 95, 97; **Chulakh**, Tatyana (1) 04; **Ciavarella**, Claudia (1) 90; **Clews**, Gaylene (1) 87; **LeMena-Coll**, Laura (1) 99; **Conley**, Kim (1) 10; **Coogan**, Gwyn (1) 95

[D] **Daska**, Mamitu (1) 08; **Deba**, Buzunesh (1) 13; **Davila**, Desi (1) 13; **Deba**, Buzunesh (1) 18; **DeNinno**, Lynn (3) 90-92; **Denisova**, Lyubov (1) 04; **DeOliveria**, Carmen (1) 93; **DeReuck**, Colleen (9) 93, 95, 97, 98-03; **Devore**, Sydney (2) 18, 23; **Dickerson**, Marianne (1) 92; **DiMercurio**, Nicole (1) 18; **Diriba**, Buze (2) 16, 18; **Tomescu-Dita**, Constantina (1) 04; **Doak-Davis**, Nan (3) 83, 86, 87; **D'Onfrio**, Kathy (1) 90; **Dornhoefer**, Sabrina (1) 92; **Dryer**, Elva (1) 09; **Dubrova**, Dunne, Amanda (1) 11; Maryna (1) 07; **DuToit**, Theresa (1) 03

[E] **Eide**, Debbie (1) 84; **Enabnit**, Alana (1) 11; **Erickson**, Roxi (1) 94; **Ettle**, Janice (1) 93

[F] **Feest**, Nicole (1) 13; **Fenstermaker**, Katie (1) 11; **Filutze**, Barbara (6) 91-96; **Fitzsimmons**, Lynn (1) 99; **Flanagan**, Lindsey (1) 21; **Forbes**, Eryn (1) 84; **Frey**, Michelle (1) 12; **Frisbie**, Annie (1) 23; **Fryburg**, Kristen (1) 09

[G] **Galimova**, Valentina (1) 12; **Gathoni**, Millicent (1) 12; **Gdowski**, Sammy (1) 90; **Gesabwa**, Risper (1) 12; **Getaneh**, Genet (1) 07; **Goldring**, Katja (1) 23; **Gooch**, Kay (1) 95; **Gomez**, Zoila (3) 06, 09-10; **Gormly**, Debbie (2) 94, 95; **Goshu**, Frehiwot (1) 12; **Grabill**, Molly (1) 23; **Gradus**, Kamila (1) 95; **Grandt**, Clara (1) 11; **Grigorieva**, Lydia (1) 01; **Groos**, Margaret (2) 89, 90; **Gruca**, Dorota (1) 04; **Gutierrez**, Rosie (1) 02

[H] **Hall**, Marielle (1) 17; **Hall**, Sara (2) 14, 17; **Hannam**, Anne (1) 89; **Hanson**, Jessa (2) 23, 24; **Hare**, Anne (1) 95; **Hart**, Ellen (1) 82; **Hastings**, Amy (2) 10, 14; **Heckert**, Kristen (1) 18; **Henes**, Laurie (1) 96; **Henkiel**, Cassandra (1) 02; **Hennessy**, Jeanne (2) 02, 04; **Herzog**, Adrienne (1) 13; **Hickman**, Libbie (5) 91-92, 96, 98, 02; **Hostetler**, Monica (1) 02; **Huddle**, Molly (2) 09, 14

[I] **Ihle-Heledy**, Kristi (2) 99, 01

[J] **Jaske**, Kelly (1) 09; **Jelegat**, Jemima (1) 06; **Jepkosgei**, Florence (1) 07; **Johnstone**, Kristy (2) 93, 96; **Jones**, Kim (10) 89-94, 96-97, 99, 00

[K] **Kahura**, Grace (1) 21; **Kasim**, Ashu (1) 08; **Kedir**, Rehima (1) 13; **Keitany**, Mary (1) 16; **Kenah**, Cheri (2) 96, 02; **Kibii**, Jane (1) 16; **Kilpatrick**, Debbi (4) 94-97; **Kimaiyo**, Olga (2) 07-08; **Kinsman**, Rachel (1) 04; **Kimaiyo-Kipkoskei**, Helen (4) 96-99; **Kimutai**, Alice (1) 12; **Kiplagat**, Edna (3) 03, 05, 21; **Kiplagat**, Esther (2) 01, 03; **Kiplagat**, Lorna (2) 97, 98; **Kiprono**, Leh (1) 07; **Kipsoi**, Gladys (1) 16; **Kioko**, Eunice (1) 16; **Kilimina**, Victoria (1) 05; **Klecker**, Janice (2) 82; **Kleppin**, Lauren (1) 14; 91; **Koll**, Lisa (1) 10; **Komu**, Martha (1) 01; **Kremleva**, Lyubov (1) 05; **Kruse**, Renee (1) 02; **Kulikov**, Nicole (1) 02; **Kuma**, Eyersalem (2) 00-01; **Kurgat**, Ednah (1) 23; **Kwambai**, Irene (1) 01

[L] **Lagat**, Everlyne (1) 11; **Lauck**, Anne Marie (4) 92-94, 98; **Lee**, Michele (1) 23; **Lehmkuhle**, Kristen (1) 09; **Lempesis**, Catherine (1) 92; **Lewis-Cary**, Lisa (1) 11; **Li**, Meihau (1) 99; **Lickteig**, Kaci (1) 11; **Lilienthal**, Michelle (1) 09; **Limika**, Irene (1) 08; **Limo**, Cynthia (2) 15, 16; **Linsley**, Sarah (2) 82-83; **Loibach**, Grace (1) 24; **Loroupe**, Tegla (1) 94; **Lounge**, Cailie (1) 23; **Lu**, Jing (1) 99; **Lucas**, Heather (2) 94-95; **Lucas**, Julia (1) 12; **Day-Lucore**, June (2) 91-92

[M] **Marchand**, Racheal (1) 09; **Markova**, Olga (3) 91, 92, 95; **Marquette**, Ulla (1) 92; **Masai**, Edith (1) 08; **Massah**, Joan (1) 21; **McGregor**, Katie (1) 02; **McLatchie**, Carol (2) 92, 93; **McShea**, Kelly (1) 18; **McWilliams**, Cassie (1) 93; **Mejdoub**, Malik (1) 12; **Mekonnin**, Misiker (1) 11; **Melander**, McKenzie (1) 12; **Merachi**, Askale (1) 16; **Merritt**, Kim (2) 75, 76; **Metivier**, Renee (1) 17; **Meyer**, Elana (1) 97; **Meyerhoff**, Sally (1) 09; **Mieszcza**, Nancy (1) 89; **Miller**, Liz (1) 86; **Roland-Miller**, Bev (5) n/a; **Moeller**, Erin (1) 10; **Moller**, Erin (2) 07, 11; **Moller**, Lorraine (1) 95; **Moore**, Barbara (3) 89, 90, 93; **Montoya**, Maggie (1) 24; **Morita**, Kaori (1) 15; **Mortensen**, Emily (1) 10; **Mosqueda**, Sylvia (3) 99-01; **Mulugeta**, Mahlet (1) 24; **Munks**, Kathryn (1) 23; **Murage**, Jane (2) 08, 13; **Muir**, Tina (1) 15; **Muriuki**, Margaret (1) 12; **Murray**, Patty (2) 90, 92; **Mutuku**, Angelina (1) 08

[N] **Naibai**, Sarah (1) 24; **Nakamura**, Hitomi (2) 13, 15; **Ndereba**, Anastasia (3) 03-05; **Ndereba**, Catherine (8) 95-96, 99, 01, 03, 05, 11, 12; **Nelson**, Brianne (1) 16; **Newberry**, Kathy (1) 09; **Nelson**, Lynn (1) 96; **Nelson**, Brianne (1) 14; **Ngige**, Monicah (2) 16, 18; **Nicolini**, Kristen (1) 06; **Ngige**, Monicah (1) 15; **Nukuri**, Diane (4) 15, 18, 21, 23; **Nukuri -Johnson**, Diane (3) 08, 11, 13; **Nusrala**, Lucy (2) 94, 96

[O] **O'Brien**, Cathy (3) 89, 95, 96; **Okayo**, Margaret (2) 98-99; **O'Keeffe**, Fiona (1) 21; **Olaru**, Nuta (4) 05-08; **Omoro**, Jane (2) 93, 97; **Ondeyo**, Gladys (2) 97-98; **Ondieki**, Lisa (1) 95; **O'Neil**, Megan (1) 23; **Oshier**, Nancy (2) 89-90; **Owens**, Casey (1) 11

[P] **Painter**, Trina (1) 92; **Pagano**, Sarah (1) 23; **Panfil**, Wanda (2) 93, 96; **Pappas**, Alexi (1) 13; **Parker**, Kassie (1) 24; **Paul**, Jen (1) 11; **Paulson**, Ilsa (1) 09; **Pawelek**, Kim (1) 02; **Pease**, Sarah (2) 14, 17; **Perez**, Anita (1) 17; **Perez**, Madia (2) 03, 11; **Peters**, Annette (1) 96; **Peterson**, Clara (1) 10; **Petrova**, Tatyana (1) 04; **Budd-Pieterse**, Zola (1) 96; **Pippig**, Uta (2) 91, 93; **Pooler**, Kristi (1) 17; **Prasad**, Nadia (2) 94, 98; **Pratt**, Olivia (1) 23; **Prince**, Connie (1) 86

[R] **Rasmussen**, Dorthie (2) 91, 94; **Ray**, Suzanne (2) 94-95; **Ren**, Xiujuan (1) 99; **Rink**, Michele (1) 24; **Rojas**, Nell (1) 23; **Rotich**, Caroline (7) 11-13, 15, 18, 21, 23; **Russell**, Blake (1) 10; **Ryan**, Suzanne (1) 11

[S] **Saina**, Betsy (1) 13; **Sado**, Fatuma (1) 15; **Santucci**, Clara (1) 14; **Benoit-Samuelson**, Joan (30) 83, 85-88, 90-92, 94-01, 03-13, 16-18; **Scherf**, Lindsey (2) 14, 17; **Schott**, Peggy (1) 80; **Schuurmans**, Inge (1) 91; **Sena**, Felicidade (1) 92; **Hamrin-Senorski**, Midde (1) 92; **Servin**, Maria (1) 96; **Sherman**, Stephanie (1) 24; **Shigetomo**, Risa (1) 15; **Shue**, Marty (1) 99; **Simon**, Lidia (2) 04, 06; **Skvortsova**, Silvia (2) 03, 04; **Laurie-Smith**, Francie (4) 87-89, 96; **St. Hillaire**, Judi (1) 89; **Steffens**, Jill (1) 09; **Sutton**, Marian (4) 96-99; **Suver**, Mattie (1) 14

[T] **Talpos**, Luminita (5) 03-07; **Tanui**, Susan (1) 17; **Taylor**, Kellyn (1) 23; **Tenorio**, Martha (2) 94, 97; **Tesfaye**, Semehar (1) 14; **Thomas**, Wendy (1) 14; **Thompson**, Joanna (3), 17, 18, 21; **Tinega**, Jelliah (2) 11, 12; **Titova**, Tatiana (1) 03; **Todp**, Melissa (1) 11; **Tonn**, Jessica (1) 17; **Tuliamuk-Bolton**, Aliphine (3) 15, 17, 23; **Trujillo**, Maria (4) 89-91, 99; **Tula**, Deratu (1) 99; **Tuxbury**, Annmarie (1) 24

[U] **Uhl**, Lisa (1) 14; **Utura**, Sule (1) 13

[V] **Van Beek**, Maddie (1) 18; **VanLandeghem**, Ria (1) 90; **Van Ord**, Tristin (1) 24; **Verdon**, Carrie (2) 21, 24; **Viazova**, Elana (1) 97

[W] **Waitz**, Grete (1) 93; **Wacera**, Mary (1) 15; **Wade**, Becky (1) 17; **Walkinen**, Andrea (1) 10; **Wamahiga**, Margaret (1) 18; **Wanjiku**, Teresa (3) 99, 04-05; **Wangu**, Naomi (2) 00-01; **Wangu**, Pauline (1) 08; **Wanjiku**, Josphine (1) 18; **Wanjiru**, Ann (1) 15; **Wanjiru**, Veronicah (1) 24; **Ward**, Rachael (1) 14; **Webb**, Brenda (1) 88; **Welch**, Priscilla (1) 88; **Welling**, Tara (1) 17; **Welte**, Cyndia (2) 87-88; **Welzel**, Jane (4) 90, 93, 96, 98; **Werner**, Taylor (1) 21; **Wetsch**, Bria (1) 23; **White**, Carolyn (1) 09; **Wijayarante**, Hiruni (1) 18; **Wilson**, Liz (1) 96

[Y] **Yamazaki**, Rina (1) 13; **Yator**, Gladys (1) 16;

[Z] **Zajak**, Carole (1) 96

2024 Bix 7 Elite Women

| Bib # | Name | Country/City/State |
|--------------|-----------------------|---------------------------|
| 4. | Emmaculate Anyango | Kenya |
| 6. | Grace Loibach | Kenya |
| 8. | Veronicah Wanjiru | Kenya |
| 10. | Rachel Chebet | Uganda |
| 12. | Sarah Naibei | Kenya |
| 14. | Maggie Montoya | Boulder,CO |
| 16. | Kassie Parker | Rochester Hills, MI |
| 18. | Carrie Verdon | Superior, CO |
| 20. | Mahlet Mulugeta | Ethiopia |
| 22. | Jessa Hanson | Flagstaff, AZ |
| 24. | Tristin Van Ord | Blowing Rock, NC |
| 26. | Annmarie Tuxbury | Blowing Rock, NC |
| 28. | Stephanie Sherman | Rochester Hills, MI |
| 30. | Michele Rink | Rochester Hills, MI |
| 67. | Joan Benoit Samuelson | Freeport, ME |

Emmaculate Anyango

Bib #04

DOB: 04/02/2000 (24) - Kenya

PR's: 14:59 5k, 28:57 10K (2nd fastest time ever)

Career: 4th 2024 Peachtree Road Race 10K, 2nd 2024 Valencia 10K, 2nd 2024 TCS World 10K, 4th 2024 World Cross Country Championship, 2nd 2023 Urban Trail de lille 10K, 9th 2023 Kenyan Cross Country Championship, 1st 2022 ABSA Run your City Joburg 10K, 1st 2019 Kenya U20 3,000m Trials, 2nd 2019 African U20 3,000m Championship

Rachel Chebet

Bib #10

DOB: 11/05/96 (27) - Uganda

Pr's: 15:49 5K, 32:00 10K, 68:46 HM

Career: 1st 2024 Ugandan Cross Country Championship, 13th 2024 World Cross Country Championship, 2nd 2023 International Marathon de Rabat, 2nd 2022 African Athletics 10,000m, 1st 2022 Ugandan 10,000m Championship, 10th 2022 Commonwealth Games 10,000m, 3rd 2021 Source of the Nile Half Marathon, 1st 2021 EDP Bilbao Night Half Marathon, 7th 2020 Valencia 10K, 3rd 2020 Ugandan Half Marathon Championship, 1st 2019 Ugandan 5,000m Championship, 1st 2019 Ugandan 10,000m Championship, 18th 2019 IAAF World Championship 10,000m, 4th 2019 IAAF World Cross Country Championship

Jessa Hanson

Bib #22

DOB: 02/07/99 (25) - Flagstaff, AZ

Pr's: 32:47 10,000m, 71:26 HM,

Career: 11th 2024 Bolder Boulder, 11th 2023 Bix7, 3rd 2023 USATF 15K Championship, 10th 2023 Cherry Blossom 10 Mile, 5th 2023 USATF 10 Mile Championship, 3rd 2023 USATF 25K Championship, 15th 2023 USATF Cross Country Championship, 15th 2022 USATF 10 Mile Championship, 8th 2022 BAA Half Marathon, 6th 2022 Stanford Invitational 10,000m, 5th 2021 Big Sky Outdoor Championship 5,000m, 4th 2021 West Coast Relays 10,000m, 10th 2020 The Track Meet 10,000m

Michelle Link

Bib #30

DOB: 04/20/94 (30) - Rochester Hills, MI

Pr's: 34:30 10K, 73:34 HM

Career: 20th 2023 USATF 15K Championship, 17th 2023 USATF 25K Championship, 2020 US Olympic Marathon Trials Participant, 2nd 2019 Rock N Roll Seattle Half Marathon, 10th 2019 Bix 7, 9th 2018 Bix 7, 1st 2018 Green Bay Marathon, 3rd 2018 Indianapolis Monumental Half Marathon, 4th 2018 California International Marathon

Grace Loibach

Bib #06

DOB: 11/10/2003 (20) - Kenya

Pr's: 14:42 5,000m, 30:27 10k

Career: 3rd 2024 Peachtree Road Race 10K, 1st 2024 Bolder Boulder 10K, 1st 2024 Route de Lille 10K, 1st 2024 Drammen 10K, 7th 2023 World Athletics 10,000m Trials, 9th 2023 World Athletics 10,000m Championship, 4th 2023 World Cross Country Championship, 11th 2022 Kenyan U20 5,000m Trials, 10th Kenyan U20 3,000m Trials

Maggie Montoya

Bib #14

DOB: 05/02/95 (29) - Boulder, CO

Pr's: 15:15 5,000m, 31:54 10,000m, 69:26 HM

Career: 7th 2024 US Olympic Trials 10,000m, 8th 2024 US Olympic Trials 5,000m, 2nd 2024 Mt Sac Relays 5,000m, 3rd 2024 Track Fest 10,000m, 2nd 2024 The TEN 10,000m, 12th 2024 Houston Marathon, 1st 2023 Garry Bjorklund Half Marathon, 18th 2023 Chicago Marathon, 9th 2022 BAA 10K, 10th 2022 USATF 20K Championship, 3rd 2022 Houston Marathon, 8th 2022 Chicago Marathon, 10th 2021 Abbott Dash to the Finish Line 5K, 7th 2021 USATF 15K Championship, 8th 2021 USATF Half Marathon Championship, 5th 2020 Sugar Run 5k, 1st 202 Under Armour Sunset Tour 10,000m, 10th 2019 NYRR Mini 10K, 7th 2019 Bloomsday Run 12K, 3rd 2019 USATF 15K Championship, 11th 2019 USATF 10 Mile Championship

Mahlet Mulugeta

Bib #20

DOB: 03/20/95 (29) - Ethiopia

Pr's: 31:47 10K, 71:25 Half Marathon

Career: 1st 2024 Firecracker Elite 5K, 18th 2024 Houston Half Marathon, 1st 2023 Ft. Collins Thanksgiving day 4 mile, 4th 2023 Flanigans Rockin Rib Run 10k, 1st 2023 Rothman 8k, 9th 2023 Valencia 10k

Sarah Naibei

Bib #12

DOB: 03/12/99 (25) - Kenya

Pr's: 31:42 10k, 41:27 12k, 70:54 HM

Career: 7th 2024 Bolder Boulder 10k, 1st 2024 Bloomsday Run 12k, 8th 2024 Cherry Blossom 10 Mile, 1st 2024 Cooper River Bridge Run 10k, 1st 2024 Fresh 15k, 1st 2023 Columbus Half Marathon, 1st 2023 Flanigans Rockin Rib Run 10k, 1st 2023 Virginia 10 Miler, 8th 2023 Bloomsday Run 12k, 1st 2022 Cotton Row Run 10k, 1st 2022 Broad Street Run 10 Mile, 5th 2022 Philadelphia Distance Run Half Marathon, 6th 2021 Philadelphia Half Marathon

Kassie Parker

Bib #16

DOB: 08/19/99 (24) - Rochester Hills, MI

Pr's: 15:37 5,000m, 32:36 10,000m

Career: NCAA Div III National Record Holder at 3,000m, 5,000m, 10,000 for Loras College, 9th 2024 USATF Cross Country Championships, 8th 2023 Bix 7, 8th 2023 USATF 6k Women's Championship, 9th 2023 USATF Outdoor Championship 10,000m, 8th 2022 Bix 7, 2nd 2022 NCAA Division III Outdoor Championships 5,000m, 2nd 2022 NCAA Division III Outdoor Championships 10,000m, 3rd 2022 Drake Relays 5,000m, 4th 2022 Stanford Invitational 10,000m, 3rd 2022 Iowa State Classic 5,000m, 1st 2021 NCAA Division III Cross Country Championships, 2nd 2021 NCAA Division III Outdoor Championships 10,000m, 3rd 2021 Drake Relays 10,000m, 1st 2020 St Ambrose University Invitational Mile, 5th 2020 NCAA Division III Cross Country Championships, 1st 2019 NCAA Division III Outdoor Championships 10,000m, 3rd 2019 Drake Relays 10,000m

Stephanie Sherman

Bib #28

DOB: 11/04/97 (26) - Rochester Hills, MI

Pr's: 16:07 5,000m, 33:25 10,000m

Career: 10th 2024 River Bank Run 25K, 2024 US Olympic Marathon Trials Participant, 3rd 2023 Portland Track Festival 10,000m, 6th 2023 The TEN 10,000m, 1st 2022 WTOL River Run 10K, 4th 2022 Virginia Challenge 10,000m, 2nd 2022 Mid American Conference Championship 10,000m, 3rd 2021 WTOL River Run 10K, 7th 2021 Indianapolis Monumental Half Marathon, 2nd 2021 Mid American Conference Championship 10,000m, 2nd 2021 Mid American Conference Championship 5,000m, 4th 2020 Mid American Conference Championship 5,000m

Annmarie Tuxbury

Bib #26

DOB: 04/16/94 (30) - Blowing Rock, NC

Pr's: 33:17 10,000m, 70:17 HM, 2:31:29 Mar

Career: 4th 2024 Garry Bjorklund Half Marathon, 8th 2024 USATF 25K Championship, 8th 2024 Delightful Run for Women 5K, 1st 2024 Litchfield Hills 7 Mile, 12th 2024 Cooper Bridge Run 10K, 2nd 2022 Lone Gull 10K, 2nd 2022 New Bedford Half Marathon, 1st 2022 Hartford Half Marathon, 1st 2022 Vermont City Half Marathon, 4th 2021 Trials of Miles Project Half Marathon, 1st 2021 Richmond Half Marathon, 7th 2021 USATF 25K Championships, 3rd 2020 Naples Daily News Half Marathon, 1st Trials of Miles Project Half Marathon

Tristin Van Ord

Bib #24

DOB: 10/03/94 (29) - Blowing Rock, NC

PR's: 15:53 5K, 34:04 10,000m, 72:31 HM, 2:29:32 Mar

Career: 14th 2024 BAA 10K, 12th 2024 Cherry Blossom 10 Mile, 11th 2023 NYRR Mini 10K, 4th 2023 USATF 20K Championship, 4th 2023 Houston Marathon, 1st 2022 Litchfield Road Race 7.1 Mile, 5th 2022 Rotterdam Marathon, 3rd 2021 Grandma's Marathon, 3rd 2020 Tallahassee Half Marathon, 9th 2020 Naples Daily News Half Marathon, 2020 US Olympic Marathon Trials Participant, 8th 2018 Virginia 10 Mile

Carrie Verdon

Bib #18

DOB: 03/08/94 (28) - Superior, CO

PR's: 15:18 5,000m, 31:37 10,000m, 70:11 Half Marathon

Career: 11th 2024 US Olympic Trials 10,000m, 8th 2024 Bolder Boulder 10K, 3rd 2024 Carlsbad 5000, 8th 2023 Cherry Blossom 10 Mile, 2nd 2023 Pittsburgh Half Marathon, 10th 2023 USATF Cross Country Championship, 9th 2022 USATF Track & Field 10,000m Championship, 9th 2022 Great Cow Harbor 10K, 5th 2022 Boilermaker 15K, 2nd 2022 Cherry Blossom 10 Mile, 9th 2022 USATF Cross Country Championship, 10th 2021 US Olympic Trials 5,000m, 2nd 2021 Valley O.NE Half Marathon, 4th Trials of Miles 5,000m, 3rd 2020 Frank Shorter Track Classic 5,000m, 2nd 2020 The Track Meet 10,000m, 8th 2020 Michigan Pro Half Marathon, 5th 2019 Portland Track Festival 5,000m, 1st 2019 Mike Fanelli Track Classic 10,000m, 8th 2019 Monumental Half Marathon

Veronica Nyaruai Wanjiru

Bib #08

DOB: 10/19/89 (34) - Kenya

PR's: 15:34 5k, 31:55 10k, 67:58 HM

Career: Two time Silver Medalist World Cross Country, 4th 2023 Atlanta Half Marathon, 3rd 2023 Medio Marathon, 2nd 2022 Boilermaker 15K, 3rd 2019 Berlin Half Marathon, 4th 2019 Osaka Marathon, 6th 2018 Houston Marathon, 5th 2018 Chicago Marathon, 1st 2017 Houston Marathon, 4th 2017 Kenyan World Championships 10,000, Trials, 7th 2017 Healthy Kidney 10K

2024 Bix 7 Elite Men

| Bib # | Name | Country/City/State |
|--------------|-----------------------------------|---------------------------|
| 1. | Biya Simbassa | Flagstaff, AZ |
| 3. | Wesley Kiptoo | Kenya |
| 5. | Retired in honor of Gregg Newell | |
| 7. | Hillary Bor | Co. Springs, CO |
| 9. | Shadrack Kipchirchir | Co. Springs, CO |
| 11. | Frank Lara | Louisville, CO |
| 15. | Mohammed Reda El Aaraby | Morocco |
| 17. | Nathan Martin | Jackson, MI |
| 19. | Isai Rodriguez | Chapel Hill, NC |
| 21. | Jake Riley | Boulder, CO |
| 23. | Retired in honor of Nancy Kapheim | |
| 25. | Tsegay Tuemay | Eritrea |
| 27. | Matt Richtman | Elburn, IL |
| 29. | Tesfu Tewelde | Eritrea |
| 31. | JP Trojan | Edna, MN |
| 33. | Merga Gemed | Minnetonka, MN |
| 35. | Titus Winders | Minnetonka, MN |
| 37. | Jack Aho | Chicago, IL |
| 49. | Meb Keflezighi | San Diego, CA |
| 76. | Bill Rodgers | Boston, MA |
| 77. | Charlie Rodgers | Boston, MA |
| 81. | Frank Shorter | Falmouth, MA |

Jack Aho

Bib #37

DOB: 03/24/1999 (25) - Chicago, IL

PR's: 13:31 5,000m, 28:53 10,000m, 46:05 15K

Career: 16th 2024 Boilermaker 15K, 14th 2024 USATF Cross Country Championship, 2nd 2024 Lakefront 10 Mile, 10th 2024 Hairpin 5k, 8th 2023 ACC Indoor Track & Field Championships 5000m, 10th 2022 ACC Championship 5,000m, 11th 2019 Big Ten Championship 5,000m, 9th 2018 Nashville Music City Carnival Mile, 3rd 2017 St Louis Festival of Miles, 10th 2017 Seattle Brooks PR Invitational Mile

Hillary Bor

Bib #07

DOB: 11/22/89 (34) - Colorado Springs, CO

Pr's: 8:08:41 3,000m Steeple Chase, 14:04 5K, 27:37 10,000m

Career: 2nd 2024 USATF 15k Championship, 3rd 2024 Cherry Blossom 10 Mile, 11th 2024 NYC Half Marathon, 3rd 2023 Track Fest 3,000m SC, 1st 2023 USATF 15K Championship, 2nd 2023 Cherry Blossom 10 Mile, 8th 2023 USATF Cross Country Championship, 1st 2022 USATF Outdoor Championships 3,000m SC, 8th 2022 World Athletics Championships 3,000m SC, 2nd 2022 Abbott Dash to the Finish Line 5k, 3RD 2022 USATF 15K Championship, 1st 2022 USATF 10 Mile Championship, 1st 2021 US Olympic Trials 3,000m SC, 2021 US Olympian 3,000m SC, 1st 2019 USATF Outdoor Championship 3,000m SC, 8th 2019 World Athletics Championship 3,000m SC, 7th 2016 Olympics 3,000m SC

Mohammed Reda El Aaraby

Bib #15

DOB: 11/12/89 (34) - Morocco

Pr's: 27:58 10K, 59:54 HM, 2:06:55 Marathon

Career: 4th 2024 Moroccan Championships 10,000m, 3rd 2023 Houston Half Marathon, 14th 2023 World Athletics Half Marathon Championships, 11th 2023 Rabat Marathon, 7th 2022 Paris Marathon, 3rd 2022 World Military Marathon Championship, 4th 2022 Media Bogota Marathon, 1st 2021 Moroccan 10,000m Championship, 2nd 2021 NYC Marathon, 11th 2021 Olympic Marathon, 13th 2020 World Athletics Half Marathon Championship, 3rd 2019 Ottawa 10K, 2nd 2019 Boilermaker 15K, 2nd 2019 Osaka Marathon, 5th 2019 Raleigh Relays 5,000m

Merga Gameda

Bib #33

DOB: 08/14/99 (24) - Minnetonka, MN

Pr's: 14:00 5,000m, 28:58 10,000m

Career: 5th 2023 Portland Track Festival 5,000m, 8th 2023 Drake Relays 5,000m, 1st 2023 Raleigh Relays 10,000m, 1st 2022 Bobcat Invitational 5,000m, 3rd 2022 Woodman Classic 5,000m, 9th 2022 Mt Sac Relays 10,000m, 1st 2021 Sioux City Relays 5,000m, 7th 2021 Drake Relays 10,000m, 4th 2021 Summit League Track & Field Championship 10,000m, 4th 2021 Iowa State Classic 5,000m

Shadrack Kipchirchir

Bib #09

DOB: 02/22/89 (35) - Colorado Springs, CO

Pr's: 13:36 5k, 27:07 10,000m, 61:16 HM

Career: 7th 2024 USATF 15K Championship, 10th 2024 Cherry Blossom 10 Mile, 5th 2022 USATF 10,000m Championship, 1st 2022 USATF 8K Championship, 4th 2022 USATF 10 Mile Championship, 4th 2022 USATF 20K Championship, 4th 2022 NYC Half Marathon, 1st 2022 USATF Cross Country Championship, 2nd 2021 USATF 15K Championship, 3rd 2020 Valencia World Record Day 10,000m, 2nd 2019 USATF 10,000m Championship, 9th 2019 IAAF World Championship 10,000m

Wesley Kiptoo

Bib #03

DOB: 05/19/96 (28) - Kenya

College - Iowa State University

Pr's: 13:30 5k, 27:53 10K, 60:35HM

Career: 2nd 2024 BAA 10K, 1st 2024 Cherry Blossom 10 Mile, 2nd 2024 Houston Marathon, 1st 2024 Pittsburgh Half Marathon, 1st 2023 Falmouth Road Race 7 mile, 10th 2023 BAA 5K, 8th 2023 BAA 10K, 2nd 2023 Houston Half Marathon, 1st 2023 Pittsburgh half Marathon, 5th 2022 Falmouth Road Race 7 Mile, 1st 2022 Pittsburgh Half Marathon, 1st 2021 Big 12 Championship 5,000m, 1st 2021 Big 12 Championship 10,000m, 1st 2021 Big 12 Championship 3,000m SC

Frank Lara

Bib #11

DOB: 09/25/95 (28) - Broomfield, CO

Pr's: 13:27 5,000m, 27:43 10,000m, 61:50 HM

Career: 14th 2024 US Olympic Marathon Trials, 8th 2023 Bix 7, 9th 2023 Houston Half Marathon, 9th 2023 NYC Half Marathon, 11th 2023 London Marathon, 9th 2022 USATF Outdoor Championship 10,000m, 6th 2022 Houston Marathon, 5th 2022 Track Meet 10,000m, 3rd 2021 Portland Track Festival 5,000m, 6th 2021 Irvine Track Meet 10,000m, 18th 2021 US Olympic Trials 10,000m, 7th 2021 USATF 15K Championships, 3rd 2020 Frank Shorter Track Classic 5,000m, 6th 2020 Sunset Tour 10,000m, 1st 2020 USATF 15K Championship, 2nd 2020 Michigan Pro Half Marathon, 2nd 2019 Fortitude 10K, 13th 2019 Peachtree Road Race 10K

Nathan Martin

Bib #17

DOB: 12/18/89 (35) - Jackson, MI

Pr's: 28:46 10k, 46:00 10 Mile, 2:36 HM

Career: 4th 2024 Cherry Blossom 10 Mile, 3rd 2024 Garry Bjorklund Half Marathon, 6th 2024 River Bank Run 25K, 7th 2024 US Olympic Marathon Trials, 12th 2023 Bloomsday Run 12K, 8th 2023 USATF 15K Championship, 1st 2023 Project 13.1 Half Marathon, 4th 2023 Grandma's Marathon, 7th 2022 Cooper Bridge Run 10K, 3rd 2022 Garry Bjorklund Half Marathon, 8th 2021 NYC Marathon, 1st 2020 Naples Daily News Half Marathon, 9th 2020 The Marathon Project, 2nd 2019 Crim Road Race 10 Mile, 2nd 2019 USATF 20K Championship

Matt Richtman

Bib #27

DOB: 01/13/2000 (24) - Elburn, IL

Pr's: 13:47 5,000m, 28:21 10,000m

Career: 10th 2024 Husky Classic 5,000m, 9th 2024 Bryan Clay Invitational 5,000m, 7th 2023 Big Sky Conference Track & Field Championship 5,000m, 3rd 2023 Big Sky Conference Track & Field Championship 10,000m, 2nd 2022 Griz/Cat Dual Bobcat Meet 5,000m, 10th 2022 Big Sky Outdoor Championship 5,000m, 3rd 2022 Big Sky Outdoor Championship 10,000m, 2nd 2021 Hornet Invitational 5,000m, 7th 2021 OSU High Performance 5,000m

Jake Riley

Bib #21

DOB: 02/11/88 (35) - Boulder, CO

Pr's: 27:59 10000m, 36:06 12K, 62:56 HM

Career: 6th 2024 Payton Jordan Invitational 10,000m, 10th 2024 Chicago Half Marathon, 1st 2022 War Eagle Invitational 1,500m, 9th 2021 USATF 10 Mile Championship, 8th 2021 Great Cow Harbor 10K, 28th 2021 Olympic Marathon, 2nd 2020 US Olympic Marathon Trials, 6th 2020 Michigan Pro Half Marathon, 9th 2019 Chicago Marathon

Isai Rodriquez

Bib #19

DOB: 03/13/98 (26) - Chapel Hill, NC

Pr's: 13:25 5,000m, 27:52 10,000m

Career: 1st 2023 Pan Am Games 10,000m, 3rd 2023 Manchester Road Race 4.74 Miles, 7th 2023 Bix 7, 3rd 2023 USATF Men's 8K Championship, 7th 2023 USATF Outdoor Championship 10,000m, 1st 2023 Payton Jordan Invitational 10,000m, 5th 2023 NCAA Div 1 Outdoor Championship 10,000m, 6th 2022 Big 12 Conference Championship 10,000m, 1st 2021 Joe Walker Invitational 5,000m, 2nd 2021 Big 12 Indoor Championship 5,000m, 10th 2021 NCAA Div 1 Outdoor Championship

Biya Simbassa

Bib #01

DOB: 06/30/93 (31) - Flagstaff, AZ

Pr's: 13:58 5k, 28:13 10K, 60:37 HM, 2:10:34 Mar

Career: 5th 2024 Bolder Boulder, 4th 2024 USATF 25k Championship, 5th 2024 Cherry Blossom 10 Mile, 4th 2024 Houston Half Marathon, 3rd 2024 River Bank Run 25K, 11th US Olympic Marathon Trials, 8th 2023 USATF 20K Championship, 5th 2023 Beach to Beacon 10K, 1st 2023 Bix 7, 3rd 2023 Cherry Blossom 10 Mile, 4th 2023 USATF Half Marathon Championship, 7th 2023 Prague Marathon, 11th 2022 USATF Outdoor Championship 10,000m, 11th 2022 Peachtree Road Race 10K, 3rd 2022 Beach to Beacon 10K, 1st 2022 Cow Harbor 10K, 4th 2022 USATF 15K Championship, 5th 2022 Boilermaker 15K, 3rd 2022 USATF 10 Mile Championship, 5th 2022 USATF 20K Championship, 7th 2022 Houston Half Marathon, 8th 2022 NYC Half Marathon, 7th 2021 US Olympic Trials 10,000m, 3rd 2021 Cooper River Bridge Run 10K, 4th 2021 USATF 15K Championship, 2nd 2021 Cherry Blossom 10 Mile, 2nd 2021 USATF 20K Championship, 1st 2021 USATF 25K Championship, 2nd 2020 USATF 15K Championship

Tesfu Tewelde

Bib #29

DOB: 07/21/97 (27) - Eritrea

Pr's: 28:39 10000m, 13:29 5000m

Career: 15th 2024 Bolder Boulder 10K, 5th 2024 Los Angeles Marathon, 9th 2022 Norgeslopet 5K, 12th 2022 Mesa Half Marathon, 10th 2021 Naddenud 3,000m, 6th 2020 Arizona Rock N Roll Half Marathon, 1st 2019 Rabbit Track Classic 5K, 10th 2019 Silicon Valley Turkey Trot 5K, 5th 2019 IFAM Meet 5000m, Member of Eritrea IAAF World Cross Country Championship Team 2019

JP Trojan

Bib #31

DOB: 08/13/97 (26) - Minnetonka, MN

Pr's: 13:48 5,000m, 28:35 10,000m

Career: 10th 2024 Peachtree Road Race 10K, 2nd 2023 Project 13.1 Half Marathon, 7th 2022 ACC Championship 5,000m, 18th 2022 Falmouth Road Race, 4th 2021 ACC Championship 10,000m, 2nd 2021 ACC Championship 10,000m

Tsegay Tuemay

Bib #25

DOB: 12/20/95 (28) - Eritrea

Pr's: 13:20 5,000m, 28:13 10,000m

Career: 11th 2024 Bolder Boulder 10K, 2nd 2024 Garry Bjorklund Half Marathon, 11th 2023 Cherry Blossom 10 Mile, 15th 2023 Houston Half Marathon, 12th 2023 BAA Half Marathon, 8th 2023 Grandma's Marathon, 2nd 2022 Mesa Half Marathon, 2nd 2022 Philadelphia Distance Run Half Marathon, 7th 2022 Philadelphia Marathon, 2nd 2021 Trials of Miles 10,000m, 1st 2021 Philadelphia Distance Run Half Marathon, 4th 2019 Bolder Boulder 10k, 9th 2019 Peachtree Road Race 10K, 10th 2019 Boilermaker 15k

Titus Winders

Bib #35


DOB: 11/23/99 (24) - Edna, MN

Pr's: 13:39 5,000m, 29:21 10,000m

Career: 6th 2024 Music City Track Carnival 1,500m, 2nd 2024 Gary Wilson Invitational 5,000m, 8th 2024 Track Fest 5,000m, 8th 2023 Big 12 Conference Championship 5,000m, 5th 2023 Big 12 Conference Championship 10,000m, 12th 2023 Abbott Dash to the Finish Line 5K, 1st 2022 NCAA DivII Indoor Championship 3,000m, 5th 2021 Jim Vargo Invitational 10,000m, 1st 2020 GVSU Big Meet Friday 3,000m

Ed Froehlich

Ed Froehlich became the Bix 7 race director in 1980 and oversaw its growth from a modest event with a few hundred runners into the largest and most prestigious non-marathon road race in the Midwest. Under his direction, the race grew to more than 20,000 entries with features such as the Jr. Bix 7, the Quick Bix and the Brady St. Challenge.



Froehlich was honored as the National Race Director of the year by Road Race Management in 1993. In 2005, he won the Fred Lebow Award for lifetime contributions to the sport of road racing and also was installed in Running USA's Hall of Champions. He was inducted into the Quad-City Sports Hall of Fame in 1998. In 2010, a statue bearing his likeness was added to Bix Plaza, commemorating his 30th year as Director of the Bix 7. In 2019, after 40 years as race director, Froehlich retired after the 45th running of the race.

Joan Benoit Samuelson

No one has won more Bix 7 Championships than Joan Benoit Samuelson. The Maine native and former Bowdoin College runner has won the women's race four times and has won the Women's Masters Trophy seven times. She has run the Bix 7 a total of 24 times starting in 1983.



Samuelson is widely regarded as the best women's distance runner in American history. She won the inaugural Olympic marathon for women in 1984 and is a former World Record-Holder in both the marathon and half-marathon. She also is a member of the USA Track and Field Hall of Fame. Samuelson was immortalized with her friend, Bill Rodgers, with a statue in Bix Plaza in 1999, in conjunction with the race's 25th Anniversary.

Bill Rodgers

Bill Rodgers was the greatest marathoner in the world when he first entered the Bix 7 in 1980. He has competed in the race every year since. Rodgers won the race in both 1980 and 1981, and has set several age group records in the event.



He also has won 22 Marathons in his career, including four victories in the Boston Marathon and four in the New York City Marathon between 1975 and 1980, and has won hundreds of other road races. He is a member of the USA Track and Field Hall of Fame and the Long Distance Running Hall of Fame. A statue of Rodgers and fellow Bix legend Joan Benoit Samuelson was erected in Bix Plaza in 1999, in conjunction with the race's 25th Anniversary.

Meb Keflezighi

Meb Keflezighi is one of the most accomplished marathoners in the World, as well as an All Time top US runner at various distances.



Meb has run Bix 10 times with victories in 2002 and 2009. He has been in the top ten Open Division 8 times and won the Masters Division in 2015 finishing with the 3rd fastest Masters time ever. He is a 4 time Olympian and was the Silver Medal medalist in the 2004 Olympic Marathon and had 4th place finish in the 2012 Olympic Marathon. He won the New York City Marathon in 2009 and the 2014 Boston Marathon becoming the first American to do so since 1982 and 1983 respectively.

Frank Shorter

Frank Shorter is one of the greatest distance runners of all time. He is credited with being at the forefront igniting the running boom in America in the 1970's.

Frank has competed 4 times at Bix with 2nd and 3rd place finishes. He is a 4 time US Cross Country Champion. He has a Gold medal in the 1972 Olympic Marathon and a Silver medal in the 1976 Olympic Marathon. Frank is enshrined in the US Olympic Hall of Fame, the National Track & Field Hall of Fame, and the National Distance Running Hall of Fame.



Dan Hayes

Dan Hayes, his vision and support has been instrumental in growing the Quad-City Times Bix 7 from a neighborhood run to a road race of national prominence

Hayes, former vice president of communications at Lee Enterprises and former editor of the Quad-City Times, was honored with a bronze statue on Bix Plaza to the east of the Quad-City Times in 2011. Others for whom bronze statues have been created by local artist Ted McElhiney include running legends Joan Benoit Samuelson and Bill Rodgers, Bix 7 race director Ed Froehlich, jazz musician Bix Beiderbecke and Quad-City Times columnist Bill Wundram.





A Look Back...50 Years of Running!

1975

The first Bix 7 race marked the largest gathering of runners to date in the Quad-Cities – 84. It was also the first time they were allowed to run on city streets.

The Bix was founded by John Hudetz of Bettendorf, who wanted to bring to the Quad-Cities some of the excitement he felt when he ran his first Boston Marathon in 1974.

The race matched a pair of world-class runners – Steve Hoag of Minneapolis, who finished second behind Bill Rodgers in the 1975 Boston Marathon, and Lucian Rosa of Sri Lanka. Rosa, now the track coach at the University of Wisconsin-Parkside, won in a time of 34:33.8

There were only three female entries led by Parkside student Kim Merritt of Racine, WI. Her winning time of 41:04 was 24 minutes better than her nearest pursuer.

Top Ten Finishers:

Men

1. Lucian Rosa
2. Steve Hoag
3. John O'Connor
4. Jim Eicken
5. Ed Moreno
6. Dennis Delmott
7. Steve Wolfe
8. Jack LeMaster
9. Jeff Meyers
10. Loren Moe

Women

1. Kim Merritt
2. Eloise Caldwell
3. Connie Rhodes

1976

The second Bix 7 road race drew 114 entries but ended up being a battle between two Augustana College runners – John O'Connor of Rock Island and Dan Copper of Mendota, IL. Copper beat O'Connor by just four seconds, finishing in 36:47, while Kim Merritt of Racine, WI, won the women's phase for the second consecutive year in 41:33.

It was the first Bix race for Copper, a track and cross country All-American at Augustana. He had been hampered by foot injuries before the race but said he felt strong after five miles.

Top Ten Finishers:

Men

1. Dan Copper
2. John O'Connor
3. Jim Eicken
4. Steve Wolfe
5. Gene McGivern
6. Bob Vander
7. Jeff Myers
8. Keith Merritt
9. Rich Fuller
10. Jerry Bellmeyer

Women

1. Kim Merritt
2. Kathy Loper
3. Jane Lange
4. Brenda Engel

1977

Kevin McDonald captured the Bix 7, topping a field of 350 runners in what was without question the most under publicized chapter in the race's 17 year history.

The late Gregg Newell of Davenport recorded the first of three straight top-two finishes as he followed McDonald across the finish line 15 seconds later.

Lynn Schmidt won the women's phase by a wide margin.

The only media coverage the race received was a four paragraph story and some agate results on the sixth page of the Quad-City Times sports section.

Top Ten Finishers:

Men

1. Kevin McDonald
2. Gregg Newell
3. Kim Keuter
4. Bill Santino
5. Brian Vincent
6. John O'Connor
7. Mark Pealstrom
8. Gene McGivern
9. Pete Fitch
10. Gene Bauley

Women

1. Lynn Schmidt
2. Mary Bachrach
3. Muriel Hohl
4. Rene Reyes
5. Eloise Caldwell
6. Sarah Howes
7. Karen Fishwild
8. Monique Gero
9. Linda Caldwell
10. Connie Rhodes

1978

The Bix 7 continued its steady growth, drawing a field of 500 runners. That prompted race director Tony Gott to make a somewhat shortsighted prediction. "The race," Gott reported, "has outgrown the city."

John Lodwick of Cedar Rapids, who took eighth in the Boston Marathon that year, won the fourth annual Bix in a time of 34:56. Former Davenport Central and University of Iowa runner Gregg Newell was second for the second straight year. Kathy Loper of Worthsmith, MN, who later became a Quad-City resident, was the women's winner in 45:38.

Top Ten Finishers:

Men

1. John Lodwick
2. Gregg Newell
3. Joe Paul
4. Jim Eicken
5. Les Meyers
6. Steve Jawor
7. Pete Fitch
8. John Clark
9. Gene McGivern
10. Brian Kinman

Women

1. Kathy Loper
2. Jane Lange
3. Erin O'Neill
4. Terese Schwartz
5. Chris Caldwell
6. Lynn Schmidt
7. Christine Schwartz
8. Pam Griffin
9. Kim Lehman
10. Michele Connelly

1979

After two consecutive second place finishes, Gregg Newell found the winner's circle in the '79 Bix 7. Newell, a former Davenport Central and University of Iowa runner won in a time of 35:40, almost a minute ahead of Dave Kohrs of Lake Charles, LA, Bettendorf's John Wellerding, and '76 Bix champion Don Copper. For Wellerding, it was the first of nine top-10 finishes at Bix.

Ilene Kimsey of Des Moines, a competitive runner for less than a year, won the women's phase in 46:25. It was the slowest winning time.

A field of 800 runners turned out in the torturous heat and humidity.

Top Ten Finishers:

Men

1. Gregg Newell
2. David Kohrs
3. John Wellerding
4. Dan Copper
5. Robert Cline
6. Steven Pershing
7. Tom Ferree
8. Tim Skopec
9. Bob Emmons
10. Dave Bradley

Women

1. Ilene Kimsey
2. Jane Lange
3. Cindy Swoyer
4. Zanetta Weber
5. Jane Chalmers
6. Suzanne Frederick
7. Cathy Nabb
8. Terese Schwartz
9. Erin O'Neill
10. Kim Lehman

1980

The United States' boycott of the Olympics prevented Bill Rodgers from running in Moscow. Instead, he came to Davenport.

Rodgers, then ranked as the top distance runner in the world, cruised to the championship of the Bix 7 in a record time of 33:58 on a rainy, overcast day. It was the first of two Bix championships for Rodgers, who has run in the race every year since. John Wellerding of Bettendorf was a distant second in 35:12. Paul Raether of Rochester, MN led for the first three miles but finished fourth.

Peggy Schott won the women's title and a record 1,500 runners took part.

Top Ten Finishers:

Men

1. Bill Rodgers
2. John Wellerding
3. Jim McNider
4. Paul Raether
5. Robert Neil
6. Gregg Newell
7. Dan Copper
8. Raul De Ande
9. Pete Fitch
10. John Lechner

Women

1. Peggy Schott
2. Tina Gandy
3. Beverly Boddicker
4. Terese Schwartz
5. Suzanne Frederick
6. Camille Ratering
7. Erin O'Neill
8. Jane Tompkins
9. Kathleen Freeland
10. Christine Schwartz

1981

Bill Rodgers had some stronger competition but the Boston area native still won the Bix 7 for the second time. Rodgers posted a record time of 33:26 to defeat longtime rival Frank Shorter by 24 seconds. Shorter, the 1976 Olympic marathon gold medalist, had beaten Rodgers by nine seconds in a race a few weeks before. Frank Richardson of Ames finished third.

Beverly Roland-Miller, a former Western Illinois University runner, won the women's competition in a time of 41:26.

The race, sponsored for the first time by the Quad-City Times, drew 2,500 entrants in muggy, overcast conditions.

Top Ten Finishers:

Men

1. Bill Rodgers
2. Frank Shorter
3. Frank Richardson
4. Joe Sheeran
5. Vern Iwancin
6. Phillip Coppess
7. Gregg Newell
8. Glenn Herold
9. John Wellerding

Women

1. Beverly Roland-Miller
2. DeeAnn Dougherty
3. Beverly Boddicker
4. Kimberly Gattone
5. Erin O'Neill
6. Jamie Tompkins
7. Kim Lehman
8. Jennie Keller
9. Susie Hippler

1982

The '82 Bix 7 will always be remembered for the shortcut. Australian superman Rob De Castella won the race in the record time of 32:21 after cutting the course short by about 50 yards. He and the rest of the leaders followed the lead vehicle as it made a shortcut at the McClellan Boulevard turnaround and almost all of the 4,100 trailing runners did the same. Since de Castella's time is 33 seconds better than the previous Bix record, he certainly would have set the course record even without the shortcut.

Bill Rodgers, running his third Bix, finished second in 32:45 with Frank Shorter third in 33:35. Both had better times than when they finished 1-2 the previous year. Ellen Hart beat the women's record by more than two minutes, covering the course in 38:42.

Top Ten Finishers:**Men**

1. Rob De Castella
2. Bill Rodgers
3. Frank Shorter
4. Phil Coppess
5. Vern Iwancin
6. Brian Cinman
7. Michael Matteson
8. Karl Junginger
9. Lee Kantonen
10. Daniel Fick

Women

1. Ellen Hart
2. Sarah Linsley
3. Chris Reid
4. Janice Kleiker
5. Beverly Miller
6. Joyce Lambert
7. Lisa Hoerner
8. Kathy Loper
9. Erin O'Neill
10. Jane Asimus

1983

Kenya's Joseph Nzau, a resident of Laramie, WY, continued the international dominance as he coasted to victory in a time of 33:10. Cummings faded to third while Bix veteran Bill Rodgers finished second. The race, with a field of 5,620 runners, was run in oppressive heat and humidity.

Joan Benoit, who shattered the women's course record, covered the distance in 37:26. Benoit, was a year away from an Olympic gold medal.

Top Ten Finishers:**Men**

1. Joseph Nzau
2. Bill Rodgers
3. Paul Cummings
4. Mark Curp
5. John Wellerding
6. Joe Sheeran
7. Yobes Ondieki

Women

1. Joan Benoit
2. Kellie Cathey
3. Sarah Lindsley
4. Sue Schneider
5. Nan Doak
6. Debbie Mueller
7. Alysun Deckert

8. Philip Coppess
9. Tim Warneke
10. Rick Musgrave

8. Beverly Bodicher
9. Karen Bukowski
10. Lisa Hoerner

1984

South Africa's Ashley Johnson turned it on down the stretch to win one of the most exciting Bix finishes ever. Johnson, the third foreigner to win in as many years, made the final turn onto Fourth Street virtually side-by-side with '83 champion Joseph Nzau and Mark Curp. Johnson won the closing sprint finishing in 33:02. Nzau ran 33:04 and Curp 33:06. Richard Kaitany, a Kenya native who attended Iowa State, was fourth with 19-year-old Paul Gompers fifth.

Kellie Cathey, who finished second a year earlier, won the women's race in 38:04. The field continued to grow, reaching 6,750 runners.

Top Ten Finishers:

Men

1. Ashley Johnson
2. Joseph Nzau
3. Mark Curp
4. Richard Kaitany
5. Paul Gompers
6. Steve Francis
7. Joe Sheeran
8. Jeff Jacobs
9. Gary Fanelli
10. Jeff Wachter

Women

1. Kellie Cathey
2. Debbie Eide
3. Eryn Forbes
4. Karen Bukowski
5. Beverly Miller
6. Laura Hggerty
7. Sharon Greenwood
8. Julie Hudetz
9. Michelle Giampapa
10. Christine Jensen

1985

In 1985, Bill Rodgers was ready to return to his place as a perennial Bix contender. The 37-year-old Rodgers ran his best non-shortcut Bix time ever (32:56) as he pushed younger, stronger Mark Curp all the way before finishing second for the third time in four years. Curp, whose time of 32:54 was then the best ever for the full course, won the race after taking third and fourth the previous two years.

A field of 7,174 turned out for the race, which also featured the triumphant return of Olympic gold medalist Joan Benoit Samuelson. Samuelson finished more than a minute ahead of the second fastest female entry.

Top Ten Finishers:

Men

1. Mark Curp
2. Bill Rodgers
3. Phil Coppess
4. Ed Sheehan
5. Joseph Kipsang

Women

1. Joan Benoit Samuelson
2. Kellie Cathey
3. Linda Bundy
4. Wendy Little
5. Lisa Wittman

6. Kirk Pheffer
7. Craig Young
8. Paul Gompers
9. John Wellerding
10. Kevin Sturman

6. Cindy James
7. Kelly Kruell
8. Andrea Meyer
9. Davia Gallup
10. Cathy Stevens

1986

A new face was added to the array of world-class runners for the '86 Bix. Geoff Smith's lack of familiarity with the rugged, up-and-down course didn't hurt him a bit. Smith, a member of Great Britain's Olympic team, raced to a three-second win over a more familiar face, Mark Curp.

Smith's winning time of 33:16 was a reflection of the weather conditions. It was the slowest winning time in five years.

Joan Benoit Samuelson again cruised to victory in the women's phase as the race continued its phenomenal growth of 9,325 runners.

Top Ten Finishers:

Men

1. Geoff Smith
2. Mark Curp
3. Jerrold Wynia
4. John Wellerding
5. Phil Coppess
6. Tom Maxson
7. Mike Dodge
8. Brad Little
9. Kevin Sturman
10. Alberto Salazar

Women

1. Joan Benoit Samuelson
2. Nan Doak
3. Connie Prince
4. Liz Miller
5. Tori Neubauer
6. Wendy Little
7. Cindy James
8. Kelly Kruell
9. Sharon Greenwood
10. Gail Holliday

1987

Joseph Nzau became the champion of champions and the number of runners continued its incredible growth in the '87 Bix. A total of 12,375 competitors ran the race, an increase of 3,000. It made the Bix one of the largest races in the country for 1987.

Nzau, a native of Kenya, was the first of the throng to cross the finish line as he prevailed over a field loaded with world-class talent. Every Bix men's champion of the 1980's was entered including Bill Rodgers, Rob de Castella, Ashley Johnson, Mark Curp, Geoff Smith, as well as Joseph Nzau.

Francie Larrieu Smith was the women's winner in a time of 38:10.

Top Ten Finishers:

Men

1. Joseph Nzau
2. Mark Curp
3. Ashley Johnson

Women

1. Francie Smith
2. Cyndie Welte
3. Nan Doak-Davis

4. Bill Rodgers
5. Geoff Smith
6. Jerrold Wynia
7. Jeff Jacobs
8. Rob De Castella
9. John Wellerding
10. Lindsay Brown

4. Gaylene De Castella
5. Karen Bukowski
6. Wendy Little
7. Ruth Ozman
8. Penny Braatz
9. Dawn Lentsch
10. Lynn Russell

1988

Mark Curp joined Bill Rodgers and Joseph Nzau as the only two-time winners. Curp, rolled to a 42-second victory over Bill Reifsnyder, who was making by Bix debut. Rodgers won the masters division.

Samuelson, meanwhile, was supposed to be an also-ran in a women's field which included defending champion Francie Larrieu Smith, Brenda Webb, Cyndie Welte and Priscilla Welch. She surprised observers by beating second-place Webb by 46 seconds for her fourth Bix title in six years.

A total of 12,425 runners and walkers took part in the race.

Top Ten Finishers:

Men

1. Mark Curp
2. Bill Reifsnyder
3. Joseph Nzau
4. Paul Gompers
5. Craig Young
6. Jerrold Wynia
7. Ashley Johnson
8. Bill Rodgers
9. Arnie Schraeder
10. John Wellerding

Women

1. Joan Benoit Sameulson
2. Brenda Webb
3. Cindy Welte
4. Priscilla Welch
5. Francie Smith
6. Susan Youngberg
7. Lynn Deninno
8. Cindy James
9. Karen Bukowski
10. Jill Kingsbury

1989

A new downhill finish, the incentive of prize money, and near-perfect weather conditions added up to the fastest Bix 7 ever. The race, which attracted 15,639 entries, was run in near perfect conditions.

Marc Nenow sprinted to victory in a record time of 32:17. Eight different runners cracked the 33-minute mark, a feat which had been done just four times in the first 14 years of the race.

Erin Baker, a veteran triathlete, notched the first distance running victory of her career by registering a women's record time of 36:35. The top four women recorded the four fastest women's times in Bix history.

Top Ten Finishers:

Men

1. Mark Nenow

Women

1. Erin Baker

2. Brian Sheriff
3. Steve Spence
4. Joseph Nzau
5. Alejandro Cruz
6. Ashley Johnson
7. Jon Sinclair
8. Bill Reifsnyder
9. Jesus Herrera
10. Rob De Castella

2. Judi St. Hilaire
3. Anne Audain
4. Cathy O'Brien
5. Margaret Groos
6. Francie Smith
7. Ann Hannam
8. Kim Jones
9. Barbara Moore
10. Maria Trujillo

1990

Steve Kogo showed up for the 1990 Bix 7 with no driver's license and little fanfare. By the time the day was over, Kogo owned a new car, \$5,000, and a place in Bix history. The Kenya native rolled through a field of more famous runners to win in 32:47. John Campbell, a 41-year-old New Zealander, lopped more than a minute off the men's masters record and finished fifth overall.

On the women's side, Maria Trujillo claimed the victory despite running only the 11th best time in Bix annals (37:58).

A record field of 16,521 turned out for the race, which featured new start and finish lines.

Top Ten Finishers:

Men

1. Steve Kogo
2. Jon Sinclair
3. Steve Spence
4. John Campbell
5. Dionicio Ceron
6. Graciano Gonzalez
7. Steve Jones
8. Bill Reifsnyder
9. Tom Wood
10. Steven Yoder

Women

1. Maria Trujillo
2. Patty Murray
3. Ria Van Landeghem
4. Joan Samuelson
5. Barbara Moore
6. Marie Boyd
7. Sammy Godwski
8. Inge Schuurmans
9. Kim Jones
10. Margaret Groos

1991

Ken Martin pulled away from defending champion Steve Kogo and Alejandro Cruz in the final 500 yards to claim a surprising victory in the third closest race in Bix history.

Martin took advantage of cool dry conditions to match the second fastest Bix time ever, 32:21, beating Kogo by two seconds and Cruz by five.

Germany's Uta Pippig easily won the women's division, crossing the finish line 25 seconds ahead of Denmark's Dorte Rasmussen.

The race continued to grow, drawing 18,124 entries.

Top Ten Finishers:

Men

1. Ken Martin
2. Steve Kogo
3. Alejandro Cruz
4. Leonardo Reyes
5. Jeff Jacobs
6. Bill Reifsnyder
7. Richard O'Glynn
8. Andy Ronan
9. Gerard Donakowski
10. Martin Pitayo

Women

1. Uta Pippig
2. Dorthe Rasmussen
3. Olga Markova
4. Anne Audain
5. Joan Samuelson
6. Janice Klecker
7. Kim Jones
8. Maria Trujillo
9. Diane Bussa
10. Lynn Deninno

1992

Pre-race prediction turned out to all wet as Mexico's Alejandro Cruz sloshed to victory in the wettest and wildest Bix ever. His winning time of 32:21 was four seconds off the course record. Scott Fry was the top American with a seventh-place finish.

Great Britain's Nick Rose was a surprise winner in the most competitive men's masters field ever but the women's race went as expected with Olga Markova winning the open division and Barb Filutze of Erie, PA winning the master phase.

A downpour began at 8 a.m for the record field of 18,246.

Top Ten Finishers:**Men**

1. Alejandro Cruz
2. Martin Pitayo
3. Godfrey Kiprotich
4. Sammy Lelei
5. Kipyego Kororia
6. Sammy Nyangincha
7. Scott Fry
8. Antonio Rodriguez
9. Mark Plaatjes
10. Lawrence Peu

Women

1. Olga Markova
2. Trina Painter
3. Libbie Johnson
4. Anne Marie Letko
5. Sabrina Dornhoefer
6. Ulla Marquette
7. Diane Bussa
8. Lourdes Lopez
9. Irina Bogacheva
10. Kim Jones

1993

Thomas Osano claimed his third championship in less than a month, running a slightly altered Bix 7 course in the record time of 32:10. Uta Pippig won the women's race in 36:27. Osana pulled away from fellow Kenyans with more than one mile left. Pippig won by five seconds over second-place Anne Marie Letko.

Record floods left part of the course under water, but race officials changed the route by having runners turn left instead of right at the bottom of Brady hill.

Top Ten Finishers:

Men

1. Thomas Osano
2. Sammy Lelei
3. Jonah Koech
4. Ronaldo Da Costa
5. Martin Pitayo
6. Dionicio Ceron
7. Silvio Guerra
8. Mark Plaatjes
9. Eddy Hellebuyck
10. Simon Karori

Women

1. Uta Pippig
2. Anne Marie Letko
3. Carmen De Oliveira
4. Carolyn Schwalou
5. Colleen De Reuck
6. Cassie McWilliam
7. Jane Omoro
8. Kim Jones
9. Kristy Johnston
10. Jane Welzel

1994

Benson Masya became the first runner to run the Bix course in less than 32 minutes as he finished in 31:56. Lazarus Nyakeraka, Osano's 18 year old nephew, finished second. Tegla Loroupe put her stamp on the women's record books by running the course in 36:02. Kenyan runners dominated the race with seven of the top eleven finishers. Former Clinton resident, Jeff Jacobs, was the top American finishing 12th.

A total of 20,097 competed in the 20th annual race.

Top Ten Finishers:

Men

1. Benson Masya
2. Lazarus Nyakeraka
3. German Silva
4. Arturo Barrios
5. Ronaldo DaCosta
6. Silvio Guerra
7. Simon Karori
8. Sammy Lelei
9. John Kipkoskei
10. Frances Mbui

Women

1. Tegla Loroupe
2. Olga Appell
3. Anne Marie Letko
4. Delillah Asiago
5. Nadia Prasad
6. Lucy Nusrala
7. Kim Jones
8. Debbi Kilpartick Morris
9. Joan Benoit Samuelson
10. Regina Joyce Bonney

1995

Phillimon Hanneck of Zimbabwe passed Simon Morolong 200 meters from the finish line to win with a time of 32:08, which was the second best ever. The defeat was one of the closest finishes in Bix history.

Anne Hare won the women's race. Olga Appell was on a record pace but she was forced to withdraw near the six-mile mark and was hospitalized for heat exhaustion.

Dan Held won the first-place American prize money and Gary Henry won the men's master's. A field of 18,354, second largest ever, competed in the race.

Top Ten Finishers:

Men

1. Phillimon Hanneck
2. Simon Morolong
3. Simon Karori
4. Godfrey Kiprotich
5. Lazarus Nyakeraka
6. Peter Whitehead
7. Benson Maysa
8. Jimmy Miundi
9. Johannes Mabitle
10. Thomas Osano

Women

1. Anne Hare
2. Kamila Gradus
3. Lisa Ondieki
4. Colleen De Reuck
5. Cathy O'Brien
6. Olga Markova
7. Salina Chirchir
8. Gywn Coogan
9. Catherine Ndereba
10. Nyla Carroll

1996

Peter Githuka and Hellen Kimaiyo were able to overcome strong fields and high humidity to win their first Bix titles. Githuka took over in the sixth mile and finished in 32:05, the second fastest time in Bix race history. Kimaiyo ran the third-fastest time with 36:18 defeating Catherine Ndereba by 10 seconds.

Former Clinton High School prep Jeff Jacobs was the top American finisher in 11th.

Even with the Olympics being held at the same time in Atlanta, the Bix 7 drew strong fields.

Top Ten Finishers:

Men

1. Peter Githuka
2. Daniel Kihara
3. Lazarus Nyakeraka
4. Phillimon Hanneck
5. Joseph Kimani
6. Thomas Osano
7. Godfrey Kiprotich
8. Gideon Mutisya
9. Joseph Kamau
10. John Kipkoskei

Women

1. Hellen Kimaiya
2. Catherine Ndereba
3. Annette Peters
4. Delillah Asiago
5. Zola Budd-Pieterse
6. Debbi Kilpartick
7. Libbie Johnson
8. Cathy O'Brien
9. Maria Servin
10. Carole Zajac

1997

Morocco's Khalid Khannouchi, a relative unknown before winning 11 races in '97, prevailed over a field loaded with elite runners to win a world championship and \$25,000 in the hottest Bix 7 ever. Khannouchi ran a careful, tactical race and ended up winning by 15 seconds with a time of 32:54. It was the slowest winning time since 1988.

Colleen DeReuck of South Africa also took home \$25,000 as winner of the women's race, defeating defending champion Hellen Kimaiyo by 18 seconds.

Top Ten Finishers:

Men

1. Khalid Khannouchi
2. Joseph Kimani
3. Godfrey Kiprotich
4. Lazarus Nyakeraka
5. Thomas Osano
6. Charles Mulinga
7. Hezron Otworì
8. Phillimon Hanneck
9. Gideon Mutisya
10. Alphonce Muindi

Women

1. Colleen De Reuck
2. Hellen Kimaiyo
3. Delillah Asiago
4. Jane Omoro
5. Lornah Kiplagat
6. Joyce Chepchumba
7. Elana Meyer
8. Kim Jones
9. Elana Viazova
10. Gladys Oneyo

1998

The race drew the most entries ever – 22,143 – including 5,000 who competed in the inaugural Jr. Bix 7 on Friday night. It was the coolest at 62 degrees. It resulted in the fastest time ever as both John Korir and Mark Yatch broke the four-year-old record. Korir's last second lean earned him the \$10,000 first prize with a time of 31:51.99.

Mike Myktok of Ramsey, NJ became the first American male in five years to finish in the top ten with a tenth place finish.

Colleen DeReuck repeated as the women's champion at 36:38.

Top Ten Finishers:

Men

1. John Korir
2. Mark Yatch
3. Ondoro Osoro
4. Hezron Otworì
5. Armando Quntanilla
6. Simon Morolong
7. Mohamed Baket
8. Peter Gituka
9. Joshua Chelanga
10. Mike Myktok

Women

1. Colleen De Reuck
2. Anna Marie Lauck
3. Hellen Kimaiyo-Kipkoskei
4. Libbie Hickman
5. Lornah Kiplagat
6. Joyce Chepchumba
7. Margaret Okayo
8. Gladys Oneyo
9. Nadia Prasad
10. Eyersalem Kuma

1999

Korir ran the course 68 seconds slower than in previous years, but he still managed to become only the second man ever to win the race in consecutive years with a time of 32:59.

Rod DeHaven of Madison, WI, came in eighth, the highest finish by a native-born American since 1992.

Catherine Ndereba prevented Colleen DeReuck from becoming the first runner to win the Bix 7 three years in a row.

The race featured the Quick Bix 2-mile run/walk with 20,117 entries and 3,065 for the Jr. Bix.

Top Ten Finishers:

Men

1. John Korir
2. Lazarus Nyakeraka
3. David Makori
4. Peter Gituka
5. Kenneth Cheruiyot
6. Philip Kurui
7. Abraham Assefa
8. Rod DeHaven
9. Nigussu Urge
10. Julius Randich

Women

1. Catherine Ndereba
2. Teresa Wanjiku
3. Deratu Tulu
4. Colleen De Reuck
5. Margaret Okayo
6. Xiujuan Ren
7. Jing Lu
8. Hellen Kimaiyo-Kipkoskei
9. Gladys Asiba
10. Laura LaMena Coll

2000

Mark Yatch, who lost in the closest finish ever two years earlier, prevailed in another close duel with Lazarus Nyakeraka and Reuben Cheruiyot. Yatch ran the course 39 seconds slower than in '98 when he lost to John Korir by one-hundredth of a second.

DeReuck won the women's race for the third time, becoming the only runner other than Joan Benoit Samuelson to notch more than two Bix victories.

The race attracted 15,001 entries for the main race and another 3,512 for the 3rd annual Jr. Bix 7.

Top Ten Finishers:

Men

1. Mark Yatch
2. Lazarus Nyakeraka
3. Reuben Cheruiyot
4. Deresse Deniboba
5. Ronald Mogaka
6. Hezron Otware
7. Titus Munji
8. John Korir
9. Kenneth Cheruiyot
10. Simon Bor

Women

1. Colleen De Reuck
2. Sylvia Mosqueda
3. Naomi Wangui
4. Martha Komu
5. Nuta Olaru
6. Maria Portilla-Cruz
7. Wilma Van Onna
8. Kim Kauls
9. Kristin Schwartz
10. Monica Hostetler

2001

Kenya's John Korir made Bix 7 history by winning the race for the third time in four years, becoming the first male runner ever to win the event three times with a time of 32:24.

Catherine Ndereba won the women's race for the second time in three years. Sylvia Mosqueda of Los Angeles took seventh, becoming the only American to win prize money.

The total number of entries was up to 18,958. The event also included the inaugural Brady Street Sprint, a quarter-mile uphill dash.

Top Ten Finishers:

Men

1. John Korir
2. James Koskei
3. Gilbert Okari
4. Reuben Cheruiyot
5. Shadrack Hoff
6. David Makori
7. Enock Mitei
8. Lazarus Myakeraka
9. Sammy Ng Eno
10. Tekeste Kebede

Women

1. Catherine Ndereba
2. Esther Kiplagat
3. Faith Chemutal
4. Gladys Asiba
5. Martha Komu
6. Koma Eyerusalem
7. Sylvia Mosqueda
8. Sally Barosio
9. Irene Kwambai
10. Lydia Grigorieva

2002

Colleen DeReuck and Meb Keflezighi both cruised to lopsided victories in a special USA Track and Field American National Championship race. Keflezighi won by the third-largest margin in history – 52 seconds, slapping hands with runners and spectators. DeReuck won with less exuberance but with similar ease – 41 seconds. It was DeReuck's fourth Bix 7 title in the past six years, tying the record held by Joan Benoit Samuelson.

A field of 19,558 turned out for the race plus 3,500 for Jr. Bix.

Top Ten Finishers:**Men**

1. Meb Keflezighi
2. Abdi Addirahman
3. Kyle Baker
4. Brian Sell
5. Jeff Campbell
6. Ryan Kirkpatrick
7. Phillamon Hanneck
8. Rod DeHaven
9. Scott Strand
10. Keith Dowling

Women

1. Colleen De Reuck
2. Katie McGregor
3. Libbie Hickman
4. Cheri Kenah
5. Jeanne Hennessy
6. Rosa Gutierrez
7. Monica Hostetler
8. Nicole Kulikov
9. Kim Pawelek
10. Faith Byrum

2003

The 29th running of the Bix 7 featured 19,854 runners and walkers, the fourth highest total. Kenyan veterans John Korir and Catherine Ndereba both came from behind to repeat the odd-numbered year championships they won in 1999 and 2001.

It was Korir's fourth Bix 7 title, matching the record total of victories by female runners Joan Benoit Samuelson and Colleen DeReuck. This time he won by only two seconds.

Ndereba's four-second victory over Romanina Luminita Talpos was the closest women's finish since 1995.

Top Ten Finishers:

Men

1. John Korir
2. Linus Maiyo
3. Meb Keflezighi
4. Felix Limo
5. John Itati
6. Andrew Leatherby
7. David Kirui
8. Peter DeLaCerde
9. Peter Tanui
10. Scott Larson

Women

1. Catherine Ndereba
2. Luminita Talpos
3. Susan Chepkemei
4. Silvia Skvortsova
5. Madia Perez
6. Edna Kiplagat
7. Colleen De Reuck
8. Esther Kiplagat
9. Anastasia Ndereba
10. Theresa DeToit

2004

It was only 61 degrees when the runners took their first steps up Brady Street Hill, and that helped both women's champion Susan Chepkemei and runner-up Constantina Tomescu-Dita break the 10-year-old course record for female runners.

Korir didn't come close to breaking his own course record, but it wasn't necessary. He won by 16 seconds over Linus Maiyo.

Korir also managed to pass Tim Delf of Blue Grass, Iowa, in the final 200 yards to keep Delf from winning the Rhythm City Casino Race for the Jackpot. Delf was given a 2.4 mile head start to see if he could beat the first-place finisher and win \$3,000, but his gallant effort fell short.

Top Ten Finishers:**Men**

1. John Korir
2. Linus Maiyo
3. Samuel Ndereba
4. John Itati
5. Nelson Kiplagat
6. Reuben Chebii
7. David Korir
8. Ryan Shay
9. Michael Mislay
10. Matt Thull

Women

1. Susan Chepkemei
2. Constantina Tomescu-Dita
3. Masako Chiba
4. Lidia Simon
5. Tatyana Petrova
6. Silvia Skvortsova
7. Lyubov Denisova
8. Luminita Talpos
9. Magdaline Chemjor
10. Tatyana Chulakh

2005

Gilbert Okari won by 25 seconds over John Korir although his time of 32:24 was nowhere near Korir's course record. Nuta Olura won by 31 seconds over Sally Barsosio and Catherine Ndereba.

Janelle Swanberg was given a 2.4 mile head start and beat Okari to the finish line by 43 seconds. She donated \$3,100 to H.E.L.P along with another \$14,000 from local attorneys and the Riverboat Development Authority.

A total of 20,211 runners and walkers participated.

Top Ten Finishers:

Men

1. Gilbert Okari
2. John Korir
3. Linus Maiyo
4. Andrew Letherby
5. Tibebu Yenew
6. Matthew Chesang
7. Samuel Ndereba
8. Nephat Kinyanjui
9. Jason Lehmkuhle
10. Henry Kipchirchir

Women

1. Nuta Olaru
2. Sally Barsosio
3. Catherine Ndereba
4. Edna Kiplagat
5. Luminita Talpos
6. Teresa Wanjiku
7. Victoria Klimina
8. Gladys Asiba
9. Casey Owens
10. Anastasia Ndereba

2006

The race was held amid some of the most severe conditions ever – 70 degrees at race time with 85 percent humidity, but the weather barely seemed to bother Lawrence Kiprotich and Susan Chepkemei, a pair of Kenya natives who held off fellow Kenyans to win.

The conditions did bother Dave Ramp, a 40-year-old Hampton, IL, resident. He went to the medical tent, but only after he crossed the finish line 12 seconds ahead of Kiprotich to win the third Rhythm City Casino Jackpot race. He gave his \$3,200 prize to his ailing 10-year-old niece.

Top Ten Finishers:

Men

1. Lawrence Kiprotich
2. Evans Cheruiyot
3. Gilbert Okari
4. William Chebon
5. Meb Keflezighi
6. John Korir
7. John Kibowen
8. Samuel Rongo
9. Simon Arusei
10. Kimeli Meli

Women

1. Susan Chepkemei
2. Jemima Jelegat
3. Lidia Simon
4. Luminita Talpos
5. Kathy Butler
6. Kristin Nicolini
7. Natalia Belova
8. Nuta Olaru
9. Masako Chiba
10. Zoila Gomez

2007

Kenya's Duncan Kibet and Ethiopia's Wude Ayalew both raced to victory in their first visits to the Quad-Cities, perpetuating one long-standing Bix tradition: It marked the 12th time in 15 years that both the men's and women's champions were native of the continent of Africa.

20-year-old Ayalew became the first Bix 7 champion from Ethiopia winning by 20 seconds. Kibet won by five seconds.

Davenport's Christy Lazaridis used a 2.7 mile head start to win the fourth annual Rhythm City Casino Race for the Jackpot.

Top Ten Finishers:

Men

1. Duncan Kibet
2. Thomas Nyariki
3. Karim El Mabchour
4. Meb Keflezighi
5. William Chebon
6. Linus Maiyo
7. Nelson Kiplagat
8. Evans Cheruiyot
9. Reuben Chebii
10. Solomon Molla

Women

1. Wude Ayalew
2. Luminita Talpos
3. Olga Kimaiyo
4. Deribe Alemu
5. Galina Aleksandrova
6. Nuta Olaru
7. Genet Getaneh
8. Leah Kiprono
9. Maryna Dubrova
10. Cassie Hintz

2008

Kenya's Edward Muge won the race only because leader Maregu Zewdie of Ethiopia pulled up prematurely a few hundred yards from the finish line. As Zewdie crossed under the skywalk in front of the Davenport RiverCenter, he made a slash sign across his throat and stopped, thinking he had won. Muge blew past and crossed the finish line 9 seconds ahead of him.

Edith Masai managed to hold off another Kenya, Angelina Mutuku, to win the women's race by 1 second. Masai, 41, became the first person older than 40 to win the race.

Ben Houtekier did not win the Jackpot money, but the Rhythm City Casino gave the money to benefit Davenport fireman, Bob Juarez.

Top Ten Finishers:

Men

1. Edward Muge
2. Maregu Zewdie
3. Abel Kirui
4. Duncan Kibet
5. Dereje Tadesse
6. Lishan Tigezu
7. Dejene Berhanu
8. Daniel Kipkoech
9. Macdonard Ondare
10. Dmessew Tsiga

Women

1. Edith Masai
2. Angelina Mutuku
3. Ashu Kasim
4. Olga Kimaiyo
5. Pauline Wangui
6. Mamitu Daska
7. Irene Limika
8. Nuta Olaru
9. Jane Murage
10. Diane Nukuri

2009

Meb Keflezighi's winning margin of 31 seconds was the largest since his 52-second Bix 7 win in 2002. His winning time of 32:25 is the third-best by an American at Bix. Marc Nenow (1989) and Ken Martin (1991) did it faster.

In the women's race, Molly Huddle crossed the finish line in 37:37 becoming the first American woman to win at Bix since Colleen De

Reuck in 2002 and the first American-born woman to claim a Bix 7 title since Joan Samuelson in 1988 — the 2009 Bix women's masters champion.

Jackpot runner Ben Lloyd won \$3,500 by finishing in 32:17.

Top Ten Finishers:

Men

1. Meb Keflezighi
2. Anthony Famiglietti
3. James Carney
4. Brian Olinger
5. Antonio Vega
6. Josh Moen
7. Bret Schoolmeester
8. Dan Browne
9. Forest Braden
10. Ian Burrell

Women

1. Molly Huddle
2. Serena Burla
3. Magdalena Lewy-Boulet
4. Ilsa Paulson
5. Sally Meyerhoff
6. Jill Steffens
7. Rachel Marchand
8. Kristen Lehmkuhle
9. Meghan Armstrong
10. Kelly Jaske

2010

Marathon standout Ryan Hall pulled away from the field in the final two miles to win in his first visit to the Bix 7 and former Iowa State national champion Lisa Koll made her road racing debut a memorable one by winning the women's championship.

The race again served as the USA Track and Field national championship race for seven miles and with defending champion Meb Keflezighi injured, Hall was the odds-on favorite. He didn't disappoint, overtaking early leader Antonio Vega at about the five-mile mark and winning easily. He became the first native-born American male in 19 years to win the Bix 7.

Top Ten Finishers:

Men

1. Ryan Hall
2. Ed Moran
3. Sean Quigley
4. Antonio Vega
5. James Carney
6. Ian Burrell
7. Ben True
8. Scott Bauhs
9. Andrew Carlson
10. Bobby Mack

Women

1. Lisa Koll
2. Amy Hastings
3. Andrea Walkonen
4. Blake Russell
5. Lindsay Allen
6. Erin Moeller
7. Clara Peterson
8. Kim Conley
9. Emily Mortensen
10. Zoila Gomez

2011

Silas Kipruto slipped into the lead just before the halfway mark of the race, then thoroughly dominated the second half on his way to an 11-second victory over a pack of fellow Kenyans. He said the terrain kind

of reminded him of back home in Kenya and the weather was more of an obstacle than the course.

Caroline Rotich dominated the women's field by taking the lead before the midpoint of the race and crossing the finish line 1 minute, 4 seconds in from of runner-up Jelliah Tinega. Her margin of victory was the greatest in the Bix 7 women's race in 33 years and the fifth largest in the history of the race.

Top Ten Finishers:

Men

1. Silas Kipruto
2. Allan Kiprono
3. Lani Rutto
4. Shadrack Kosgei
5. Linus Chumba
6. Abdi Abdirahman
7. Ian Burrell
8. Samuel Ndereba
9. Abdelazia Atmani
10. Christo Landry

Women

1. Caroline Rotich
2. Jelliah Tinega
3. Diane Nukuri-Johnson
4. Madai Perez
5. Catherine Ndereba
6. Misiker Mekonnin
7. Everlyne Lagat
8. Clara Grandt
9. Gladys Asiba
10. Erin Moeller

2012

Silas Kipruto became only the third male runner to win the Bix 7 in back to back years, joining Bill Rodgers and John Korir. Kipruto finished in 32 minutes 31 seconds.

Kenya's Margaret Muriuki was the women's winner, beating out defending champion Caroline Rotich by only .25 seconds, with a time of 36:17.

Bob Madison came up short in his effort to win the Rhythm City Jackpot, but the casino still donated \$2,500 to Haiti relief on Madison's behalf.

Top Ten Finishers:

Men

1. Silas Kipruto
2. Allan Kiprono
3. Shadrack Kosgei
4. Leslisa Desisa
5. Lani Kiplagat
6. Lewis Nyariki
7. McDonald Ondare
8. Silas Sang
9. Aissa Dghoughi
10. Simon Ndirangu

Women

1. Margaret Muriuki
2. Caroline Rotich
3. Julia Lucas
4. Jelliah Tinega
5. Risper Gesabwa
6. Alice Kimutai
7. Millicent Gathoni
8. Malik Mejdoub
9. Catherine Ndereba
10. McKenzie Melander

2013

Leonard Korir (no relation to John Korir who has won the race five times) masterminded a victory in the coolest Bix 7 ever. Leonard Korir finished in 32 minutes and 15 seconds, 4 seconds faster than Silas Kipruto

Sule Utura of Ethiopia was the women's winner with a winning time of 36 minutes and 34 seconds. Ultra sprinted past fellow Ethiopian in the final mile to claim the Bix 7 title and a five-second victory.

Brock DeToye won the Rhythm City Jackpot in 31:35, 39 seconds ahead of Men's Champion Leonard Korir. He doesn't have a plan for his prize money at this time.`

Top Ten Finishers:

Men

1. Leonard Korir
2. Silas Kipruto
3. Meb Keflezighi
4. Julius Koskei
5. Peter Kamais
6. Julius Keter
7. Tolossa Gedefa
8. Dino Sefir
9. Mykola Labovskyy
10. Shadrack Kiyai

Women

1. Sule Utura
2. Buzunesh Deba
3. Caroline Rotich
4. Adrienne Herzog
5. Jane Murage
6. Betsy Saina
7. Diane Nukuri Johnson
8. Rina Yamazaki
9. Makida Abdela
10. Desi Davila

2014

Sean Quigley pulled away from Christo Landry in the final few hundred meters to win the U.S. men's 7-mile championship in 33:28 minutes, and Molly Huddle ran the fastest Bix 7 ever by an American woman (36 minutes, 13 seconds) to claim the women's championship.

Kathy Schmitt finished 1st in 31 minutes, ahead of the elite winner Sean Quigley, taking home the River City Jackpot of \$2,500

Top Ten Finishers:

Men

1. Sean Quigley
2. Christo Landry
3. Maverick Darling
4. Stephen Pifer
5. Jonathan Peterson
6. Diego Estrada
7. Elliot Krause
8. Ahmed Osman
9. Josphat Boit
10. Matt Llano

Women

1. Molly Huddle
2. Sara Hall
3. Rachel Ward
4. Lauren Kleppin
5. Lindsey Scherf
6. Brianne Nelson
7. Amy Hastings
8. Mattie Suver
9. Clara Santucci
10. Laura Batterink

2015

Kenya's Leonard Korir won the men's race for the second time in three years, hanging far back in the pack before out-kicking Micah Kogo, Solomon Deksisia, and Yitayal Atanfu in the final stretch with a time of 33:06 minutes. Korir ran the final mile in 4minutes, 10 seconds.

Cynthia Limo of Kenya prevailed in one of the closest women's races . in the event's history with a time of 36:57. The top five women finished within 18 seconds of one another.

What appeared to certain victory for "Beat the Elite" runner Travis Allen, when he collapsed near the finish line and was unable to finish.

Top Ten Finishers:

Men

1. Leonard Korir
2. Solomon Deksisia
3. Micah Kogo
4. Yitayal Atanfu
5. Silas Kipruto
6. Mulue Andom
7. Lani Rutto
8. Meb Keflezighi
9. Isaac Mwangi
10. Belete Assefa

Women

1. Cynthia Limo
2. Mary Wacera
3. Caroline Rotich
4. Diane Nukuri
5. Aliphine Tuliamuk-Bol
6. Monicah Ngige
7. Ruti Aga
8. Hitomi Nakamura
9. Ann Wanjiru
10. Kaori Morita

2016

Silas Kipruto achieved a controversial victory in the men's race. Kipruto, who won the Bix 7 for the 3rd time, took a swipe at Ethiopia's Teshome Mekonen, who he felt was following him too closely during the race. A formal protest by Mekonen was denied after officials determined Kipruto did not do anything "flagrant."

Kenya's Mary Keitany set a new course record winning the women's championship. Keitany's time of 35:18, was six seconds better than the 2004 mark set by Susan Chepkemei. Kenya's Caroline Chepkoech also broke the previous record by finishing second in 35:20

"Beat the Elite" runners Mark Rodgers (corporate) finished 2 min. and 16 seconds and Nancy Van Hemert finished 1 min. and 29 seconds ahead of elite winner Silas Kipruto. Both runners donating their prize money to charity.

Top Ten Finishers:

Men

- 1.Silas Kipruto
- 2.Belay Tilahun
- 3.Isaac Mwangi
- 4 Elkanah Kibet
5. Mourad Marofit
6. Lawi Lalang
7. Meb Keflezighi
8. Teshome Mekonen

Women

1. Mary Keitany
2. Caroline Chepkoech
3. Cynthia Limo
4. Buze Diriba
5. Gladys Yator
6. Jane Kibii
7. Monicah Ngige
8. Gladys Kipsoi

9. Shadrack Kosgei
10. Robert Letting

9. Susan Jeprotich
10. Brianne Nelson

2017

Sam Chelanga broke away from the pack at the 5 mile mark, sprinting away to claim an easy victory. His winning time was 32 minutes and 53 seconds.

Aliphine Tuliamuk, the 28-year-old from Santa Fe, New Mexico, had a dominating performance, completing the seven mile course in 36 minutes and 30 seconds to finish 1:04 in front of Marielle Hall.

“Beat the Elite” runner Joy Ripslinger finished in 31 minutes and 6 seconds ahead of the Elite winner Sam Chelanga. Donating the prize money to the Assumption track team and Brittany’s Gifts.

Top Ten Finishers:

Men

1. Sam Chelanga
2. Scott Fauble
3. Matt McClintock
4. Jonathan Grey
5. Reid Buchanan
6. Haron Lagat
7. Emmanuel Bor
8. Wade Meddles
9. Michael Jordan
10. Kirubel Erassa

Women

1. Aliphine Tuliamuk
2. Marielle Hall
3. Sara Hall
4. Becky Wade
5. Chelsea Blaase
6. Sara Pease
7. Renee Metivier
8. Susan Tanui
9. Joanna Thompson
10. Sam Rivard

2018

Belay Tilahun breezed to an easy victory, becoming the first Ethiopian man ever to win the Bix 7 with a time of 32 minutes and 39 seconds. Second-place finisher Ben Flanagan recorded the highest finish ever by a Canadian with a time of 32 minutes and 56 seconds.

Margaret Muriuki won her second Bix 7 championship after pulling away from the field around five miles into the race. She finished with a time of 35 minutes and 57 seconds.

“Beat the Elite” runner Bob Beardsley crossed the finish line ahead of the elite runners, winning the challenge after tearing his ACL in 2017 right before the. He donated his prize money to charity.

Top Ten Finishers:

Men

1. Belay Tilahun
2. Ben Flanagan
3. Leonard Korir
4. Andrew Colley
5. Silas Kipruto
6. Teshome Mekonen

Women

1. Margaret Muriuki
2. Caroline Rotich
3. Monicah Ngigi
4. Delvine Meringor
5. Vicoty Chepngeno
6. Margaret Wamahiga

7. Simion Chirchir
8. Josh Izewski
9. Ryan Mahalsky
10. Joe Stillin

7. Maddie Van Beek
8. Nicole Dimercurio
9. Michele Lee
10. Pasca Myers

2019

Leonard Barsoton came into the race with fairly modest expectations, hoping to sneak into the top three finishers. But the 24-year-old native of Kenya left all other races in his wake to win the 45th annual race with a time of 32 minutes, 34 seconds.

Joyciline Jepkosgei, who holds world records in the half marathon and 10k, won the woman's title with a time of 36 minutes, four seconds.

"Beat the Elite" runner Mallory Asbe gave everything she had, but the heat, humidity, and elite runners proved to be too much. She was just the fifth runner in the 16th year of the promotion not to be the first across the finish line.

Top Ten Finishers:

Men

1. Leonard Barsoton
2. Gabriel Geay
3. Jarius Birech
4. Stephen Sambu
5. Dominic Korir
6. James Ngandu
7. Edwin Mokua
8. Raymond Magut
9. Edwin Kibichiy
10. Jake Riley

Women

1. Joyciline Jepkosgei
2. Victory Chepngeno
3. Gotytom Gebreslase
4. Caroline Chepkoech
5. Monicah Ngige
6. Margaret Muriuki
7. Iveen Chepkemoi
8. Julie Kohnen
9. Meseret Merine
10. Michele Lee

2020

The Quad-City Times Bix 7 moved to a virtual format for 2020 due to the Covid-19 pandemic. Although the race was a different format, competition, athleticism, and personal bests were still a part of the Bix.

Top Ten Finishers:

Men

1. Moses Kibet
2. Leonard Korir
3. Tyler Jeremann
4. Joe Stillin
5. Nick Hird
6. Max Murphy
7. Bryan Glass
8. Benjamin Lloyd
9. Ian Kaffenberger
10. Tim Hird

Women

1. Margaret Muriuki
2. Caren Maiyo
3. Katy Jeremann
4. Edna Kiplagat
5. Karen Wakeland
6. Marisa Hird
7. Diane Nukuri
8. Amanda Edwards
9. Sarah Kelchen
10. Amanda Nelson

2021

For competitors in the 2021 Bix 7, it felt like old times on the seven-mile course through the streets of Davenport. The race was held amid some of the most severe conditions ever – 78 degrees at race time with 82 percent humidity, but the weather didn't seem to bother former Olympians Leanoard Korir or Edna Kiplagat who crossed the finish line to win.

The conditions did bother “Beat the Elite” runner Doug Boleyn, 53. He went to the medical tent shortly after being passed on the final stretch.

Top Ten Finishers:

Men

1. Leanoard Korir
2. Frank Lara
3. Augustus Malyo
4. Colin Bennie
5. Scott Fauble
6. Elkanah Kibet
7. Dominic Korir
8. James Ngandu
9. Matt McClintock
10. Amanuel Mesel Tikue

Women

1. Edna Kiplagat
2. Taylor Werner
3. Fiona O'Keeffe
4. Diane Nukuri
5. Lindsay Flanagan
6. Carrie Verdon
7. Grace Kahura
8. Kendall Pfrimmer
9. Joan Massah
10. Elaina Blechler

2022

Patrick Tiernan and Fiona O'Keeffe were able to overcome strong fields on a beautiful Saturday morning to win their first Bix titles. Tiernan, the first winner from Australia, finished in 32:32. O'Keefe ran the Bix 35:58, earning her the fifth fastest time in Bix history.

Both racers Russell's Break the Tape race were able to easily reach the finish line before the elite athletes, winning \$2,500 each.

Top Ten Finishers:

Men

1. Patrick Tiernan
2. Leonard Korir
3. Sam Chelanga
4. Reuben Misop
5. Zouhair Talbi
6. Josh Izewski
7. Wesley Kiptoo
8. Fabiano Sulle
9. Nico Montanez
10. Vincent Kiprop

Women

1. Fiona O'Keefe
2. Caroline Rotich
3. Biruktayit Degefa
4. Edna Kiplagat
5. Mary Munanu
6. Tristan Van Ord
7. Kim Conley
8. Kassie Parker
9. Lanni Marchant
10. Polina Hodnette

2023

Biya Simbassa, a resident of Flagstaff, AZ, coasted to victory in a time of 32:35. The race, with a field of over 10,000, was run in oppressive heat and humidity.

Kellyn Taylor narrowly beat out Aliphine Tuliamuk in the women's race with a time of 36:33.

Top Ten Finishers:

Men

1. Biya Simbassa
2. Clayton Young
3. Reid Buchanan
4. Leonard Korir
5. Futsum Zienasellassie
6. Sam Chelanga
7. Isai Rodriguez
8. Frank Lara
9. Aiden Reed
10. John Dressel

Women

1. Kellyn Taylor
2. Aliphine Tuliamuk
3. Ednah Kurgat
4. Annie Frisbie
5. Jessie Cardin
6. Anne-Marie Blaney
7. Olivia Pratt
8. Kassie Parker
9. Sarah Pagano
10. Molly Grabill